

# 17. EUROPEAN YOUTH OLYMPIC FESTIVAL

Maribor, 24. - 29.07.2023

## RESULTS

**DAY 1 24.07.2023**

### ORGANIZATORJI



### NACIONALNA PARTNERJA



### GLAVNI PARTNERJI



### VELIKI PARTNERJI



### PARTNERJI



### PROJEKT PODPIRA



# 17. European Youth Olympic Festival

## Maribor, 24. - 29.07.2023

24.07.2023

### decathlon, 100 m

1 of 10

**Heat: 1** Start: 24.07.2023, 09:59

**Wind: +0,5 m/s**

| Pos. | Bib | Surname, name          | Born | Nation | Result       | Points | React Time |    |
|------|-----|------------------------|------|--------|--------------|--------|------------|----|
| 1.   | 218 | CLAIR Leon Joel        | 2006 | GER    | <b>11,18</b> | 821    | 0,197      | PB |
| 2.   | 191 | GARCIA Tiago           | 2006 | FRA    | <b>11,41</b> | 771    | 0,172      | PB |
| 3.   | 463 | HRABAR Denis           | 2007 | POR    | <b>11,53</b> | 746    | 0,226      | PB |
| 4.   | 7   | PRECHTL Paul Alexander | 2006 | AUT    | <b>11,74</b> | 703    | 0,205      |    |
| 5.   | 158 | HALONEN Olavi          | 2006 | FIN    | <b>11,81</b> | 689    | 0,192      |    |
| 6.   | 366 | OPOLAIS Miks Janis     | 2006 | LAT    | <b>12,01</b> | 649    | 0,196      | PB |

**Heat: 2** Start: 24.07.2023, 10:06

**Wind: -0,5 m/s**

| Pos. | Bib | Surname, name             | Born | Nation | Result       | Points | React Time |    |
|------|-----|---------------------------|------|--------|--------------|--------|------------|----|
| 1.   | 551 | BRUEGGER Lionel           | 2006 | SUI    | <b>11,13</b> | 832    | 0,178      | PB |
| 2.   | 438 | TROSCIANKA Hubert         | 2006 | POL    | <b>11,23</b> | 810    | 0,195      |    |
| 3.   | 591 | TEGLBJAERG Akilles        | 2006 | SWE    | <b>11,30</b> | 795    | 0,176      |    |
| 4.   | 148 | PUIESTEE Ron Sebastian    | 2007 | EST    | <b>11,33</b> | 789    | 0,161      |    |
| 5.   | 27  | LAMBRECHTS Flor           | 2006 | BEL    | <b>11,35</b> | 784    | 0,182      |    |
| 6.   | 80  | HANZELKA Daniel           | 2006 | CZE    | <b>11,39</b> | 776    | 0,171      |    |
| 7.   | 243 | ALEXOPOULOS Nikolaos - Av | 2006 | GRE    | <b>11,64</b> | 723    | 0,205      |    |

### decathlon, 100 m

summary

| Pos. | Bib | Surname, name                   | Born | Nation | Result       | Points   |    |
|------|-----|---------------------------------|------|--------|--------------|----------|----|
| 1.   | 551 | BRUEGGER Lionel                 | 2006 | SUI    | <b>11,13</b> | -0,5 832 | PB |
| 2.   | 218 | CLAIR Leon Joel                 | 2006 | GER    | <b>11,18</b> | +0,5 821 | PB |
| 3.   | 438 | TROSCIANKA Hubert               | 2006 | POL    | <b>11,23</b> | -0,5 810 |    |
| 4.   | 591 | TEGLBJAERG Akilles              | 2006 | SWE    | <b>11,30</b> | -0,5 795 |    |
| 5.   | 148 | PUIESTEE Ron Sebastian          | 2007 | EST    | <b>11,33</b> | -0,5 789 |    |
| 6.   | 27  | LAMBRECHTS Flor                 | 2006 | BEL    | <b>11,35</b> | -0,5 784 |    |
| 7.   | 80  | HANZELKA Daniel                 | 2006 | CZE    | <b>11,39</b> | -0,5 776 |    |
| 8.   | 191 | GARCIA Tiago                    | 2006 | FRA    | <b>11,41</b> | +0,5 771 | PB |
| 9.   | 463 | HRABAR Denis                    | 2007 | POR    | <b>11,53</b> | +0,5 746 | PB |
| 10.  | 243 | ALEXOPOULOS Nikolaos - Avgousto | 2006 | GRE    | <b>11,64</b> | -0,5 723 |    |
| 11.  | 7   | PRECHTL Paul Alexander          | 2006 | AUT    | <b>11,74</b> | +0,5 703 |    |
| 12.  | 158 | HALONEN Olavi                   | 2006 | FIN    | <b>11,81</b> | +0,5 689 |    |
| 13.  | 366 | OPOLAIS Miks Janis              | 2006 | LAT    | <b>12,01</b> | +0,5 649 | PB |

Legend: NM - no result, DNF - did not finish, DQ - disqualified, DNS - did not start, r - retired



# 17. European Youth Olympic Festival

## Maribor, 24. - 29.07.2023

### decathlon, long jump

2 of 10

Start: 24.07.2023, 10:50 End time: 11:25

| Pos. | Bib | Surname, name             | Born | Nation | Result      | Points | 1    | 2    | 3    | 4 | 5 | 6  |
|------|-----|---------------------------|------|--------|-------------|--------|------|------|------|---|---|----|
| 1.   | 148 | PUIESTEE Ron Sebastian    | 2007 | EST    | <b>6,99</b> | 811    | X    | 6,99 | 6,71 |   |   | PB |
|      |     |                           |      |        | -0,6        |        | -0,9 | -0,6 | -0,4 |   |   |    |
| 2.   | 80  | HANZELKA Daniel           | 2006 | CZE    | <b>6,88</b> | 785    | 6,48 | 6,81 | 6,88 |   |   | SB |
|      |     |                           |      |        | +1,6        |        | -0,3 | +1,2 | +1,6 |   |   |    |
| 3.   | 191 | GARCIA Tiago              | 2006 | FRA    | <b>6,87</b> | 783    | 6,85 | X    | 6,87 |   |   |    |
|      |     |                           |      |        | +0,9        |        | -0,2 | -0,2 | +0,9 |   |   |    |
| 4.   | 551 | BRUEGGER Lionel           | 2006 | SUI    | <b>6,66</b> | 734    | X    | 6,66 | 6,53 |   |   |    |
|      |     |                           |      |        | +0,5        |        | -0,8 | +0,5 | -0,1 |   |   |    |
| 5.   | 591 | TEGLBJAERG Akilles        | 2006 | SWE    | <b>6,60</b> | 720    | 6,28 | 6,60 | X    |   |   |    |
|      |     |                           |      |        | +0,8        |        | -0,6 | +0,8 | +1,0 |   |   |    |
| 6.   | 463 | HRABAR Denis              | 2007 | POR    | <b>6,57</b> | 713    | X    | 6,57 | 6,55 |   |   | PB |
|      |     |                           |      |        | +0,2        |        | +0,2 | +0,2 | +0,1 |   |   |    |
| 7.   | 27  | LAMBRECHTS Flor           | 2006 | BEL    | <b>6,55</b> | 709    | 6,49 | 6,55 | X    |   |   | PB |
|      |     |                           |      |        | +0,2        |        | -0,3 | +0,2 | +0,6 |   |   |    |
| 8.   | 218 | CLAIR Leon Joel           | 2006 | GER    | <b>6,52</b> | 702    | 6,52 | 4,74 | X    |   |   | PB |
|      |     |                           |      |        | +0,3        |        | +0,3 | +0,9 | +0,8 |   |   |    |
| 9.   | 7   | PRECHTL Paul Alexander    | 2006 | AUT    | <b>6,51</b> | 700    | 6,44 | 6,51 | 6,39 |   |   |    |
|      |     |                           |      |        | +0,7        |        | -0,8 | +0,7 | +0,1 |   |   |    |
| 10.  | 158 | HALONEN Olavi             | 2006 | FIN    | <b>6,45</b> | 686    | 6,23 | 6,45 | X    |   |   | PB |
|      |     |                           |      |        | +0,5        |        | -0,2 | +0,5 | +0,9 |   |   |    |
| 11.  | 243 | ALEXOPOULOS Nikolaos - Av | 2006 | GRE    | <b>6,35</b> | 664    | 6,35 | X    | X    |   |   |    |
|      |     |                           |      |        | -0,4        |        | -0,4 | +0,3 | -0,1 |   |   |    |
| 12.  | 366 | OPOLAIS Miks Janis        | 2006 | LAT    | <b>6,31</b> | 655    | 6,31 | X    | X    |   |   | PB |
|      |     |                           |      |        | -1,1        |        | -1,1 | +0,6 | +0,7 |   |   |    |
| 13.  | 438 | TROSCIANKA Hubert         | 2006 | POL    | <b>6,29</b> | 650    | 6,29 | 6,29 | 6,24 |   |   |    |
|      |     |                           |      |        | -0,5        |        | -0,5 | +0,1 | +1,5 |   |   |    |

Legend: NM - no result, DNF - did not finish, DQ - disqualified, DNS - did not start, r - retired



## 17. European Youth Olympic Festival

### Maribor, 24. - 29.07.2023

#### decathlon, shot put

3 of 10

Start: 24.07.2023, 12:17 End time: 12:46

| Pos. | Bib | Surname, name             | Born | Nation | Result       | Points | 1     | 2     | 3     | 4 | 5 | 6  |
|------|-----|---------------------------|------|--------|--------------|--------|-------|-------|-------|---|---|----|
| 1.   | 463 | HRABAR Denis              | 2007 | POR    | <b>15,59</b> | 826    | 15,59 | X     | 14,82 |   |   | PB |
| 2.   | 218 | CLAIR Leon Joel           | 2006 | GER    | <b>14,95</b> | 787    | 14,24 | 13,96 | 14,95 |   |   |    |
| 3.   | 80  | HANZELKA Daniel           | 2006 | CZE    | <b>14,13</b> | 736    | 14,13 | X     | 12,92 |   |   | PB |
| 4.   | 158 | HALONEN Olavi             | 2006 | FIN    | <b>14,04</b> | 731    | 13,11 | 13,73 | 14,04 |   |   |    |
| 5.   | 191 | GARCIA Tiago              | 2006 | FRA    | <b>13,80</b> | 716    | 13,80 | 13,78 | 13,28 |   |   |    |
| 6.   | 551 | BRUEGGER Lionel           | 2006 | SUI    | <b>13,44</b> | 694    | 13,11 | 12,94 | 13,44 |   |   |    |
| 7.   | 148 | PUIESTEE Ron Sebastian    | 2007 | EST    | <b>13,38</b> | 690    | 11,99 | 13,38 | X     |   |   | PB |
| 8.   | 438 | TROSCIANKA Hubert         | 2006 | POL    | <b>13,37</b> | 690    | 12,23 | 12,24 | 13,37 |   |   | SB |
| 9.   | 591 | TEGLBJAERG Akilles        | 2006 | SWE    | <b>13,21</b> | 680    | 12,23 | 13,21 | X     |   |   |    |
| 10.  | 7   | PRECHTL Paul Alexander    | 2006 | AUT    | <b>12,99</b> | 667    | 12,99 | 12,87 | X     |   |   |    |
| 11.  | 27  | LAMBRECHTS Flor           | 2006 | BEL    | <b>12,82</b> | 656    | 12,04 | 12,82 | 12,06 |   |   | PB |
| 12.  | 243 | ALEXOPOULOS Nikolaos - Av | 2006 | GRE    | <b>12,48</b> | 636    | 12,48 | X     | X     |   |   |    |
| 13.  | 366 | OPOLAIS Miks Janis        | 2006 | LAT    | <b>12,25</b> | 622    | 12,25 | X     | X     |   |   |    |

#### decathlon, high jump

4 of 10

Group: 1

Start: 24.07.2023, 16:38 End time: 17:23

| Pos. | Bib | Surname, name             | Born | Nation | Result      | Points |
|------|-----|---------------------------|------|--------|-------------|--------|
| 1.   | 366 | OPOLAIS Miks Janis        | 2006 | LAT    | <b>1,81</b> | 636    |
| 2.   | 7   | PRECHTL Paul Alexander    | 2006 | AUT    | <b>1,81</b> | 636    |
| 3.   | 551 | BRUEGGER Lionel           | 2006 | SUI    | <b>1,81</b> | 636    |
| 4.   | 591 | TEGLBJAERG Akilles        | 2006 | SWE    | <b>1,75</b> | 585    |
| 5.   | 158 | HALONEN Olavi             | 2006 | FIN    | <b>1,75</b> | 585    |
| 6.   | 243 | ALEXOPOULOS Nikolaos - Av | 2006 | GRE    | <b>1,72</b> | 560    |

|                                     | 160 | 163 | 166 | 169 | 172 | 175 | 178 | 181 | 184 |
|-------------------------------------|-----|-----|-----|-----|-----|-----|-----|-----|-----|
| 1. OPOLAIS Miks Janis               | -   | O   | O   | O   | O   | O   | O   | O   | XXX |
| 2. PRECHTL Paul Alexander           | -   | O   | -   | O   | XO  | XO  | O   | O   | XXX |
| 3. BRUEGGER Lionel                  | -   | -   | O   | O   | O   | O   | O   | XO  | XXX |
| 4. TEGLBJAERG Akilles               | -   | O   | -   | O   | XO  | O   | XXX |     |     |
| 5. HALONEN Olavi                    | -   | O   | XO  | O   | O   | XXO | XXX |     |     |
| 6. ALEXOPOULOS Nikolaos - Avgoustos | O   | O   | O   | O   | O   | XXX |     |     |     |

Legend: NM - no result, DNF - did not finish, DQ - disqualified, DNS - did not start, r - retired



# 17. European Youth Olympic Festival

## Maribor, 24. - 29.07.2023

Group: 2

Start: 24.07.2023, 16:35 End time: 17:51

| Pos. | Bib | Surname, name          | Born | Nation | Result      | Points |    |
|------|-----|------------------------|------|--------|-------------|--------|----|
| 1.   | 27  | LAMBRECHTS Flor        | 2006 | BEL    | <b>1,93</b> | 740    | PB |
| 2.   | 218 | CLAIR Leon Joel        | 2006 | GER    | <b>1,90</b> | 714    | PB |
| 3.   | 463 | HRABAR Denis           | 2007 | POR    | <b>1,87</b> | 687    | PB |
| 4.   | 438 | TROSCIANKA Hubert      | 2006 | POL    | <b>1,87</b> | 687    |    |
| 5.   | 191 | GARCIA Tiago           | 2006 | FRA    | <b>1,87</b> | 687    |    |
| 6.   | 80  | HANZELKA Daniel        | 2006 | CZE    | <b>1,84</b> | 661    | SB |
| 7.   | 148 | PUIESTEE Ron Sebastian | 2007 | EST    | <b>1,75</b> | 585    |    |

|                           | 160 | 163 | 166 | 169 | 172 | 175 | 178 | 181 | 184 | 187 | 190 | 193 | 196 |
|---------------------------|-----|-----|-----|-----|-----|-----|-----|-----|-----|-----|-----|-----|-----|
| 1. LAMBRECHTS Flor        | -   | -   | -   | -   | -   | -   | O   | -   | XO  | O   | O   | XXO | XXX |
| 2. CLAIR Leon Joel        | -   | -   | -   | O   | -   | O   | O   | O   | O   | XXO | O   | XXX |     |
| 3. HRABAR Denis           | -   | -   | -   | O   | O   | O   | O   | XXO | XXO | O   | XXX |     |     |
| 4. TROSCIANKA Hubert      | O   | O   | -   | O   | -   | O   | -   | XXO | O   | XO  | XXX |     |     |
| 5. GARCIA Tiago           | -   | -   | -   | O   | -   | O   | O   | XO  | XXO | XO  | XXX |     |     |
| 6. HANZELKA Daniel        | -   | -   | -   | O   | O   | XO  | O   | XO  | O   | XXX |     |     |     |
| 7. PUIESTEE Ron Sebastian | O   | -   | OX  | XO  | O   | O   | XXX |     |     |     |     |     |     |

### decathlon, high jump

### summary

| Pos. | Bib | Surname, name                   | Born | Nation | Result      | Points |    |
|------|-----|---------------------------------|------|--------|-------------|--------|----|
| 1.   | 27  | LAMBRECHTS Flor                 | 2006 | BEL    | <b>1,93</b> | 740    | PB |
| 2.   | 218 | CLAIR Leon Joel                 | 2006 | GER    | <b>1,90</b> | 714    | PB |
| 3.   | 463 | HRABAR Denis                    | 2007 | POR    | <b>1,87</b> | 687    | PB |
| 4.   | 438 | TROSCIANKA Hubert               | 2006 | POL    | <b>1,87</b> | 687    |    |
| 5.   | 191 | GARCIA Tiago                    | 2006 | FRA    | <b>1,87</b> | 687    |    |
| 6.   | 80  | HANZELKA Daniel                 | 2006 | CZE    | <b>1,84</b> | 661    | SB |
| 7.   | 366 | OPOLAIS Miks Janis              | 2006 | LAT    | <b>1,81</b> | 636    | PB |
| 8.   | 7   | PRECHTL Paul Alexander          | 2006 | AUT    | <b>1,81</b> | 636    | SB |
| 9.   | 551 | BRUEGGER Lionel                 | 2006 | SUI    | <b>1,81</b> | 636    | PB |
| 10.  | 591 | TEGLBJAERG Akilles              | 2006 | SWE    | <b>1,75</b> | 585    |    |
| 11.  | 148 | PUIESTEE Ron Sebastian          | 2007 | EST    | <b>1,75</b> | 585    |    |
| 12.  | 158 | HALONEN Olavi                   | 2006 | FIN    | <b>1,75</b> | 585    | PB |
| 13.  | 243 | ALEXOPOULOS Nikolaos - Avgousto | 2006 | GRE    | <b>1,72</b> | 560    |    |

Legend: NM - no result, DNF - did not finish, DQ - disqualified, DNS - did not start, r - retired



# 17. European Youth Olympic Festival

## Maribor, 24. - 29.07.2023

### decathlon, 400 m

5 of 10

Heat: 1 Start: 24.07.2023, 19:00

| Pos. | Bib | Surname, name          | Born | Nation | Result       | Points | React Time |
|------|-----|------------------------|------|--------|--------------|--------|------------|
| 1.   | 551 | BRUEGGER Lionel        | 2006 | SUI    | <b>52,48</b> | 704    | 0,235      |
| 2.   | 148 | PUIESTEE Ron Sebastian | 2007 | EST    | <b>52,94</b> | 684    | 0,189      |
| 3.   | 158 | HALONEN Olavi          | 2006 | FIN    | <b>53,17</b> | 674    | 0,231      |
| 4.   | 191 | GARCIA Tiago           | 2006 | FRA    | <b>53,83</b> | 647    | 0,193      |
| 5.   | 7   | PRECHTL Paul Alexander | 2006 | AUT    | <b>53,98</b> | 640    | 0,236      |
| 6.   | 366 | OPOLAIS Miks Janis     | 2006 | LAT    | <b>54,92</b> | 602    | 0,204      |

PB

Heat: 2 Start: 24.07.2023, 19:08

| Pos. | Bib | Surname, name             | Born | Nation | Result       | Points | React Time |
|------|-----|---------------------------|------|--------|--------------|--------|------------|
| 1.   | 80  | HANZELKA Daniel           | 2006 | CZE    | <b>49,11</b> | 856    | 0,233      |
| 2.   | 218 | CLAIR Leon Joel           | 2006 | GER    | <b>49,28</b> | 848    | 0,259      |
| 3.   | 438 | TROSCIANKA Hubert         | 2006 | POL    | <b>49,40</b> | 842    | 0,222      |
| 4.   | 27  | LAMBRECHTS Flor           | 2006 | BEL    | <b>50,27</b> | 802    | 0,193      |
| 5.   | 591 | TEGLBJAERG Akilles        | 2006 | SWE    | <b>50,63</b> | 786    | 0,172      |
| 6.   | 463 | HRABAR Denis              | 2007 | POR    | <b>51,88</b> | 730    | 0,274      |
| 7.   | 243 | ALEXOPOULOS Nikolaos - Av | 2006 | GRE    | <b>53,41</b> | 664    | 0,273      |

PB

PB

### decathlon, 400 m

summary

| Pos. | Bib | Surname, name                   | Born | Nation | Result       | Points |
|------|-----|---------------------------------|------|--------|--------------|--------|
| 1.   | 80  | HANZELKA Daniel                 | 2006 | CZE    | <b>49,11</b> | 856    |
| 2.   | 218 | CLAIR Leon Joel                 | 2006 | GER    | <b>49,28</b> | 848    |
| 3.   | 438 | TROSCIANKA Hubert               | 2006 | POL    | <b>49,40</b> | 842    |
| 4.   | 27  | LAMBRECHTS Flor                 | 2006 | BEL    | <b>50,27</b> | 802    |
| 5.   | 591 | TEGLBJAERG Akilles              | 2006 | SWE    | <b>50,63</b> | 786    |
| 6.   | 463 | HRABAR Denis                    | 2007 | POR    | <b>51,88</b> | 730    |
| 7.   | 551 | BRUEGGER Lionel                 | 2006 | SUI    | <b>52,48</b> | 704    |
| 8.   | 148 | PUIESTEE Ron Sebastian          | 2007 | EST    | <b>52,94</b> | 684    |
| 9.   | 158 | HALONEN Olavi                   | 2006 | FIN    | <b>53,17</b> | 674    |
| 10.  | 243 | ALEXOPOULOS Nikolaos - Avgousto | 2006 | GRE    | <b>53,41</b> | 664    |
| 11.  | 191 | GARCIA Tiago                    | 2006 | FRA    | <b>53,83</b> | 647    |
| 12.  | 7   | PRECHTL Paul Alexander          | 2006 | AUT    | <b>53,98</b> | 640    |
| 13.  | 366 | OPOLAIS Miks Janis              | 2006 | LAT    | <b>54,92</b> | 602    |

PB

PB

PB

Legend: NM - no result, DNF - did not finish, DQ - disqualified, DNS - did not start, r - retired





# 17. European Youth Olympic Festival

## Maribor, 24. - 29.07.2023

### boys (U18), 1500 m

### summary

| Pos. | Bib | Surname, name            | Born | Nation | Result    | Points |
|------|-----|--------------------------|------|--------|-----------|--------|
| 1.   | 194 | LIOT Theodore            | 2006 | FRA    | 3:57,58 Q |        |
| 2.   | 409 | BOERVE Kristian Braathen | 2006 | NOR    | 3:57,59 Q |        |
| 3.   | 279 | SZIRBEK Albert           | 2006 | HUN    | 3:57,94 Q |        |
| 4.   | 88  | TOUL Filip               | 2007 | CZE    | 3:58,06 Q |        |
| 5.   | 169 | VENALAINEN Joonatan      | 2006 | FIN    | 3:58,11 Q |        |
| 6.   | 336 | RISI Jacopo              | 2006 | ITA    | 3:58,49 q |        |
| 7.   | 536 | ZILJKIC Kabir            | 2006 | SRB    | 3:58,83 q |        |
| 8.   | 363 | KUDLIS Kristers          | 2006 | LAT    | 4:01,21 Q |        |
| 9.   | 600 | AGGUN Muhammed           | 2006 | TUR    | 4:01,46 Q |        |
| 10.  | 296 | CRONIN Sean              | 2006 | IRL    | 4:01,48 Q |        |
| 11.  | 557 | PAYRAUDEAU Yanis         | 2006 | SUI    | 4:01,67 Q |        |
| 12.  | 129 | PINTADO AZNAR Alex       | 2006 | ESP    | 4:01,82 Q |        |
| 13.  | 26  | AOURAGH Reda             | 2006 | BEL    | 4:02,19 q |        |
| 14.  | 319 | DROZHNINOV Yonathan      | 2006 | ISR    | 4:02,60 q |        |
| 15.  | 473 | BARBOI Carlos Andrei     | 2006 | ROU    | 4:02,84 q |        |
| 16.  | 501 | BRINJEVEC Ziga           | 2007 | SLO    | 4:03,06   |        |
| 17.  | 464 | JORGE DOS SANTOS Manuel  | 2006 | POR    | 4:06,35   |        |
| 18.  | 389 | HENZ Victor              | 2006 | LUX    | 4:08,92   |        |
| 19.  | 68  | CHARALAMPOUS Loukas      | 2006 | CYP    | 4:13,40   |        |

### boys (U18), 800 m

### Round 1

CR: 1:49,37 Gert-Jan Liefers (NED) 1995

Heat: 1 Start: 24.07.2023, 10:54

| Pos. | Bib | Surname, name           | Born | Nation | Result    |
|------|-----|-------------------------|------|--------|-----------|
| 1.   | 200 | VANLANDUYT Yanis        | 2006 | FRA    | 1:50,65 Q |
| 2.   | 331 | DE ROCCHI Mattia        | 2006 | ITA    | 1:51,59 Q |
| 3.   | 119 | BARCALA APARECIDA Ryan  | 2006 | ESP    | 1:52,58 q |
| 4.   | 458 | ALBERTO CORDEIRO Nuno D | 2006 | POR    | 1:52,67 q |
| 5.   | 531 | SWARAY S Baba           | 2007 | CYP    | 1:56,32   |
| 6.   | 41  | BEGANOVIC Ermin         | 2006 | BIH    | 1:59,64   |
| 7.   | 604 | GOKGOZ Ibrahim          | 2007 | TUR    | 2:02,25   |

Heat: 2 Start: 24.07.2023, 11:02

| Pos. | Bib | Surname, name        | Born | Nation | Result    |
|------|-----|----------------------|------|--------|-----------|
| 1.   | 507 | OGRINC Zan           | 2006 | SLO    | 1:52,69 Q |
| 2.   | 28  | LEGENDRE Enzo        | 2006 | BEL    | 1:53,05 Q |
| 3.   | 555 | GLOOR Robin Mike     | 2006 | SUI    | 1:53,14   |
| 4.   | 485 | PRASNEAC Alexandru   | 2006 | ROU    | 1:55,63   |
| 5.   | 573 | CSIKOS Peter         | 2007 | SVK    | 1:56,48   |
| 6.   | 382 | KUKSTA Titas         | 2007 | LTU    | 1:56,78   |
| 7.   | 20  | MAMMADOV Said        | 2006 | AZE    | 2:02,30   |
|      | 252 | SPANOUKAKIS Georgios | 2006 | GRE    | DNF       |

Legend: NM - no result, DNF - did not finish, DQ - disqualified, DNS - did not start, r - retired



# 17. European Youth Olympic Festival

## Maribor, 24. - 29.07.2023

Heat: 3 Start: 24.07.2023, 11:10

| Pos. | Bib | Surname, name             | Born | Nation | Result           |
|------|-----|---------------------------|------|--------|------------------|
| 1.   | 162 | KUMPULAINEN Joonas        | 2006 | FIN    | <b>1:53,66 Q</b> |
| 2.   | 417 | SVARHOLT Sondre           | 2006 | NOR    | <b>1:53,73 Q</b> |
| 3.   | 276 | SOLYMARI Mate             | 2006 | HUN    | <b>1:54,05</b>   |
| 4.   | 299 | LYNCH Oisin               | 2006 | IRL    | <b>1:54,74</b>   |
| 5.   | 391 | REILAND Fabrice           | 2006 | LUX    | <b>1:54,89</b>   |
| 6.   | 401 | BONNICI Isaac             | 2006 | MLT    | <b>1:57,27</b>   |
| 7.   | 535 | MASIC Uros                | 2006 | SRB    | <b>1:57,85</b>   |
| 8.   | 316 | HAFSTEINSSON Thorvaldur G | 2007 | ISL    | <b>2:00,06</b>   |

### boys (U18), 800 m summary

| Pos. | Bib | Surname, name                 | Born | Nation | Result           | Points |
|------|-----|-------------------------------|------|--------|------------------|--------|
| 1.   | 200 | VANLANDUYT Yanis              | 2006 | FRA    | <b>1:50,65 Q</b> |        |
| 2.   | 331 | DE ROCCHI Mattia              | 2006 | ITA    | <b>1:51,59 Q</b> |        |
| 3.   | 119 | BARCALA APARECIDA Ryan        | 2006 | ESP    | <b>1:52,58 q</b> |        |
| 4.   | 458 | ALBERTO CORDEIRO Nuno Dinis   | 2006 | POR    | <b>1:52,67 q</b> |        |
| 5.   | 507 | OGRINC Zan                    | 2006 | SLO    | <b>1:52,69 Q</b> |        |
| 6.   | 28  | LEGENDRE Enzo                 | 2006 | BEL    | <b>1:53,05 Q</b> |        |
| 7.   | 555 | GLOOR Robin Mike              | 2006 | SUI    | <b>1:53,14</b>   |        |
| 8.   | 162 | KUMPULAINEN Joonas            | 2006 | FIN    | <b>1:53,66 Q</b> |        |
| 9.   | 417 | SVARHOLT Sondre               | 2006 | NOR    | <b>1:53,73 Q</b> |        |
| 10.  | 276 | SOLYMARI Mate                 | 2006 | HUN    | <b>1:54,05</b>   |        |
| 11.  | 299 | LYNCH Oisin                   | 2006 | IRL    | <b>1:54,74</b>   |        |
| 12.  | 391 | REILAND Fabrice               | 2006 | LUX    | <b>1:54,89</b>   |        |
| 13.  | 485 | PRASNEAC Alexandru            | 2006 | ROU    | <b>1:55,63</b>   |        |
| 14.  | 531 | SWARAY S Baba                 | 2007 | CYP    | <b>1:56,32</b>   |        |
| 15.  | 573 | CSIKOS Peter                  | 2007 | SVK    | <b>1:56,48</b>   |        |
| 16.  | 382 | KUKSTA Titas                  | 2007 | LTU    | <b>1:56,78</b>   |        |
| 17.  | 401 | BONNICI Isaac                 | 2006 | MLT    | <b>1:57,27</b>   |        |
| 18.  | 535 | MASIC Uros                    | 2006 | SRB    | <b>1:57,85</b>   |        |
| 19.  | 41  | BEGANOVIC Ermin               | 2006 | BIH    | <b>1:59,64</b>   |        |
| 20.  | 316 | HAFSTEINSSON Thorvaldur Gauti | 2007 | ISL    | <b>2:00,06</b>   |        |
| 21.  | 604 | GOKGOZ Ibrahim                | 2007 | TUR    | <b>2:02,25</b>   |        |
| 22.  | 20  | MAMMADOV Said                 | 2006 | AZE    | <b>2:02,30</b>   |        |
|      | 252 | SPANOUKAKIS Georgios          | 2006 | GRE    | <b>DNF</b>       |        |

Legend: NM - no result, DNF - did not finish, DQ - disqualified, DNS - did not start, r - retired



# 17. European Youth Olympic Festival

## Maribor, 24. - 29.07.2023

### boys (U18), 100 m

### Round 1

CR: 10,44 Ylann Bizasene (FRA) 2013

Heat: 1 Wind: +1,9 m/s Start: 24.07.2023, 11:59

| Pos. | Bib | Surname, name           | Born | Nation | Result         | React Time |        |
|------|-----|-------------------------|------|--------|----------------|------------|--------|
| 1.   | 187 | BIZASENE Ylann          | 2006 | FRA    | <b>10,44</b> Q | 0,158      |        |
| 2.   | 322 | PERETZ Ido              | 2006 | ISR    | <b>10,54</b> Q | 0,153      |        |
| 3.   | 477 | DOHOTARIU Adrian-Daniel | 2006 | ROU    | <b>10,83</b> Q | 0,154      |        |
| 4.   | 52  | BATISTIC Toma           | 2007 | CRO    | <b>10,86</b> q | 0,158      | 10,860 |
| 5.   | 602 | DOMBAYCI Osman          | 2007 | TUR    | <b>11,08</b>   | 0,168      |        |
| 6.   | 356 | DELIU Shkelqim          | 2006 | KOS    | <b>11,80</b>   | 0,276      |        |
| 7.   | 406 | BOTTIN Teo              | 2007 | MON    | <b>11,83</b>   | 0,187      |        |

Heat: 2 Wind: +1,6 m/s Start: 24.07.2023, 12:06

| Pos. | Bib | Surname, name       | Born | Nation | Result         | React Time |        |
|------|-----|---------------------|------|--------|----------------|------------|--------|
| 1.   | 223 | KEMMINER Jakob      | 2007 | GER    | <b>10,72</b> Q | 0,201      |        |
| 2.   | 558 | RICKENBACH Jan      | 2006 | SUI    | <b>10,85</b> Q | 0,224      |        |
| 3.   | 107 | ANDERSSON Christian | 2006 | DEN    | <b>10,87</b> Q | 0,194      | 10,865 |
| 4.   | 627 | KRAVETS Dmytro      | 2006 | UKR    | <b>10,92</b> q | 0,172      |        |
| 5.   | 579 | VARHANIK Martin     | 2006 | SVK    | <b>11,01</b>   | 0,187      |        |
| 6.   | 19  | ASADLI Novruz       | 2006 | AZE    | <b>11,32</b>   | 0,203      |        |

Heat: 3 Wind: +1,3 m/s Start: 24.07.2023, 12:13

| Pos. | Bib | Surname, name     | Born | Nation | Result         | React Time |        |
|------|-----|-------------------|------|--------|----------------|------------|--------|
| 1.   | 85  | MEINDLSCHMID Petr | 2006 | CZE    | <b>10,75</b> Q | 0,168      |        |
| 2.   | 144 | KASE Andreas      | 2006 | EST    | <b>10,79</b> Q | 0,201      | 10,782 |
| 3.   | 164 | NISULA Axel       | 2007 | FIN    | <b>10,79</b> Q | 0,142      | 10,786 |
| 4.   | 304 | OSAS Osamudiamen  | 2006 | IRL    | <b>10,80</b> q | 0,176      | 10,797 |
| 5.   | 333 | DOMENIS Leo Oumar | 2007 | ITA    | <b>10,86</b> q | 0,204      | 10,856 |
| 6.   | 529 | FRANCINI Matias   | 2007 | SMR    | <b>11,39</b>   | 0,193      |        |

Heat: 4 Wind: -0,8 m/s Start: 24.07.2023, 12:20

| Pos. | Bib | Surname, name             | Born | Nation | Result         | React Time |        |
|------|-----|---------------------------|------|--------|----------------|------------|--------|
| 1.   | 268 | DEAK Zalan                | 2006 | HUN    | <b>10,80</b> Q | 0,180      | 10,796 |
| 2.   | 430 | BAJRASZEWSKI Tomasz       | 2006 | POL    | <b>10,87</b> Q | 0,298      | 10,865 |
| 3.   | 126 | HERNANDEZ GOMEZ Jorge     | 2006 | ESP    | <b>10,89</b> Q | 0,190      |        |
| 4.   | 413 | NORDLIE Christopher Ekene | 2007 | NOR    | <b>10,95</b>   | 0,183      |        |
| 5.   | 509 | RITLOP Zan                | 2006 | SLO    | <b>11,15</b>   | 0,189      |        |
| 6.   | 461 | DOS SANTOS REIS Andre     | 2006 | POR    | <b>11,22</b>   | 0,291      |        |

Legend: NM - no result, DNF - did not finish, DQ - disqualified, DNS - did not start, r - retired





## 17. European Youth Olympic Festival

### Maribor, 24. - 29.07.2023

**Group: 2**
**Start: 24.07.2023, 16:54 End time: 17:15**

| Pos. | Bib | Surname, name            | Born | Nation | Result         | 1     | 2     | 3     | 4 | 5 | 6  |
|------|-----|--------------------------|------|--------|----------------|-------|-------|-------|---|---|----|
| 1.   | 219 | DE CARVALHO Kelson Josue | 2006 | GER    | <b>19,26 Q</b> | X     | 19,26 |       |   |   |    |
| 2.   | 149 | RANNIK Benjamin          | 2006 | EST    | <b>18,35 q</b> | 18,35 | X     | 17,69 |   |   | PB |
| 3.   | 55  | FERINA Jan               | 2007 | CRO    | <b>18,30 q</b> | 15,71 | 18,30 | X     |   |   | PB |
| 4.   | 161 | KANGASNIEMI Aatu         | 2006 | FIN    | <b>18,29 q</b> | 18,29 | X     | X     |   |   |    |
| 5.   | 475 | CIOBANU Stefan Alexandru | 2007 | ROU    | <b>18,13 q</b> | 17,60 | 18,13 | 17,46 |   |   |    |
| 6.   | 610 | OZDEMIR Batuhan          | 2006 | TUR    | <b>17,24 q</b> | 16,59 | X     | 17,24 |   |   |    |
| 7.   | 294 | COOPER Andrew            | 2006 | IRL    | <b>17,20 q</b> | 17,20 | 15,81 | 15,93 |   |   | PB |
| 8.   | 21  | SHAFIYEV Mahammad        | 2007 | AZE    | <b>14,54</b>   | 12,96 | 14,12 | 14,54 |   |   |    |
|      | 32  | VAN RAEMDONCK Kamiel     | 2006 | BEL    | <b>NM</b>      | X     | X     | X     |   |   |    |

**boys (U18), shot put**
**summary**

| Pos. | Bib | Surname, name                | Born | Nation | Result         | Points |
|------|-----|------------------------------|------|--------|----------------|--------|
| 1.   | 245 | ANTONATOS Dimitrios          | 2006 | GRE    | <b>20,37 Q</b> | SB     |
| 2.   | 219 | DE CARVALHO Kelson Josue     | 2006 | GER    | <b>19,26 Q</b> |        |
| 3.   | 149 | RANNIK Benjamin              | 2006 | EST    | <b>18,35 q</b> | PB     |
| 4.   | 55  | FERINA Jan                   | 2007 | CRO    | <b>18,30 q</b> | PB     |
| 5.   | 161 | KANGASNIEMI Aatu             | 2006 | FIN    | <b>18,29 q</b> |        |
| 6.   | 475 | CIOBANU Stefan Alexandru     | 2007 | ROU    | <b>18,13 q</b> |        |
| 7.   | 81  | JABUREK Frantisek            | 2006 | CZE    | <b>17,71 q</b> |        |
| 8.   | 411 | HOFF Jacob Nicolay Sederholm | 2006 | NOR    | <b>17,58 q</b> |        |
| 9.   | 395 | CUTCOVETCHI Denis            | 2007 | MDA    | <b>17,25 q</b> |        |
| 10.  | 610 | OZDEMIR Batuhan              | 2006 | TUR    | <b>17,24 q</b> |        |
| 11.  | 294 | COOPER Andrew                | 2006 | IRL    | <b>17,20 q</b> | PB     |
| 12.  | 432 | CHODAKOWSKI Mateusz          | 2006 | POL    | <b>16,94 q</b> |        |
| 13.  | 72  | SAVVA Iosif                  | 2006 | CYP    | <b>16,77</b>   | PB     |
| 14.  | 589 | FREDMAN Paul Ludvig          | 2006 | SWE    | <b>16,65</b>   |        |
| 15.  | 511 | STAJMEC Niko                 | 2006 | SLO    | <b>16,21</b>   |        |
| 16.  | 21  | SHAFIYEV Mahammad            | 2007 | AZE    | <b>14,54</b>   |        |
|      | 32  | VAN RAEMDONCK Kamiel         | 2006 | BEL    | <b>NM</b>      |        |

**boys (U18), 110 m hurdles**
**Round 1**
**CR: 13,44 Lorenzo Perini (ITA) 2011**
**Heat: 1 Wind: +0,0 m/s Start: 24.07.2023, 17:09**

| Pos. | Bib | Surname, name         | Born | Nation | Result         | React Time |
|------|-----|-----------------------|------|--------|----------------|------------|
| 1.   | 57  | KISAK Janko           | 2006 | CRO    | <b>13,54 Q</b> | 0,181      |
| 2.   | 410 | GRANNES PEDERSEN Even | 2006 | NOR    | <b>13,75 Q</b> | 0,158      |
| 3.   | 195 | NZOUNGOU Jeremie      | 2006 | FRA    | <b>13,82</b>   | 0,179      |
| 4.   | 249 | RETHYMNIO TAKIS Myron | 2006 | GRE    | <b>14,20</b>   | 0,155      |
| 5.   | 396 | GLAZIRIN Denis        | 2006 | MDA    | <b>14,97</b>   | 0,169      |
|      | 29  | LORETTE Louis         | 2006 | BEL    | <b>DNS</b>     |            |

Legend: NM - no result, DNF - did not finish, DQ - disqualified, DNS - did not start, r - retired





# 17. European Youth Olympic Festival

## Maribor, 24. - 29.07.2023

### boys (U18), 400 m

### Round 1

CR: 46,74 Clovis Asong (GBR) 2011

Heat: 1 Start: 24.07.2023, 18:08

| Pos. | Bib | Surname, name              | Born | Nation | Result         | React Time |    |
|------|-----|----------------------------|------|--------|----------------|------------|----|
| 1.   | 83  | LOUPAL Ondrej              | 2006 | CZE    | <b>47,69</b> Q | 0,268      |    |
| 2.   | 320 | MAMO Noam                  | 2006 | ISR    | <b>48,11</b> Q | 0,237      |    |
| 3.   | 403 | GALEA SOLER Matthew        | 2006 | MLT    | <b>48,67</b>   | 0,198      |    |
| 4.   | 480 | IORDACHE Catalin Alexander | 2006 | ROU    | <b>48,89</b>   | 0,187      | PB |
| 5.   | 275 | SARAY Peter Csaba          | 2007 | HUN    | <b>49,02</b>   | 0,215      | PB |
| 6.   | 108 | NIELSEN Carl Baeckstroem   | 2007 | DEN    | <b>49,61</b>   | 0,167      |    |
| 7.   | 142 | HIMUSKIN Holger            | 2006 | EST    | <b>50,77</b>   | 0,258      | PB |
| 8.   | 301 | MCEVOY Oisín               | 2006 | IRL    | <b>51,74</b>   | 0,261      |    |

Heat: 2 Start: 24.07.2023, 18:15

| Pos. | Bib | Surname, name       | Born | Nation | Result         | React Time |    |
|------|-----|---------------------|------|--------|----------------|------------|----|
| 1.   | 334 | GILIBERTO Simone    | 2006 | ITA    | <b>47,82</b> Q | 0,216      | PB |
| 2.   | 198 | REGGAD Sayf-Mohamed | 2006 | FRA    | <b>48,39</b> Q | 0,239      |    |
| 3.   | 170 | VENALAINEN Juho     | 2006 | FIN    | <b>48,57</b> q | 0,186      | PB |
| 4.   | 364 | LAMBA Emils         | 2007 | LAT    | <b>48,58</b>   | 0,244      |    |
| 5.   | 54  | DELONGA Frane       | 2007 | CRO    | <b>48,59</b>   | 0,237      | PB |
| 6.   | 433 | DZIEWIECKI Rafal    | 2006 | POL    | <b>49,69</b>   | 0,161      |    |
| 7.   | 42  | MUSIC Bakir         | 2006 | BIH    | <b>49,98</b>   | 0,260      | PB |
| 8.   | 552 | CRESCINI Noah       | 2006 | SUI    | <b>50,19</b>   | 0,200      |    |

Heat: 3 Start: 24.07.2023, 18:21

| Pos. | Bib | Surname, name               | Born | Nation | Result         | React Time |    |
|------|-----|-----------------------------|------|--------|----------------|------------|----|
| 1.   | 381 | JANARAUSKAS Matas           | 2006 | LTU    | <b>47,76</b> Q | 0,197      | PB |
| 2.   | 216 | BERGER Lucien               | 2006 | GER    | <b>47,80</b> Q | 0,182      | PB |
| 3.   | 118 | ARTIGAS MEDINA Daniel Isaia | 2006 | ESP    | <b>47,89</b> q | 0,246      | PB |
| 4.   | 71  | POYIADJIS Evangelos         | 2006 | CYP    | <b>49,00</b>   | 0,389      |    |
| 5.   | 459 | ALVES SERRAS Rui Pedro      | 2006 | POR    | <b>49,05</b>   | 0,248      | PB |
| 6.   | 607 | KESER Eren                  | 2006 | TUR    | <b>49,70</b>   | 0,200      |    |
| 7.   | 510 | SKRINJAR Aljaz              | 2007 | SLO    | <b>50,28</b>   | 0,206      |    |
| 8.   | 577 | KREPOP Samuel               | 2007 | SVK    | <b>50,58</b>   | 0,177      |    |

Legend: NM - no result, DNF - did not finish, DQ - disqualified, DNS - did not start, r - retired



## 17. European Youth Olympic Festival

### Maribor, 24. - 29.07.2023

#### boys (U18), 400 m

#### summary

| Pos. | Bib | Surname, name                | Born | Nation | Result         | Points |
|------|-----|------------------------------|------|--------|----------------|--------|
| 1.   | 83  | LOUPAL Ondrej                | 2006 | CZE    | <b>47,69 Q</b> |        |
| 2.   | 381 | JANARAUSKAS Matas            | 2006 | LTU    | <b>47,76 Q</b> | PB     |
| 3.   | 216 | BERGER Lucien                | 2006 | GER    | <b>47,80 Q</b> | PB     |
| 4.   | 334 | GILIBERTO Simone             | 2006 | ITA    | <b>47,82 Q</b> | PB     |
| 5.   | 118 | ARTIGAS MEDINA Daniel Isaias | 2006 | ESP    | <b>47,89 q</b> | PB     |
| 6.   | 320 | MAMO Noam                    | 2006 | ISR    | <b>48,11 Q</b> |        |
| 7.   | 198 | REGGAD Sayf-Mohamed          | 2006 | FRA    | <b>48,39 Q</b> |        |
| 8.   | 170 | VENALAINEN Juho              | 2006 | FIN    | <b>48,57 q</b> | PB     |
| 9.   | 364 | LAMBA Emils                  | 2007 | LAT    | <b>48,58</b>   |        |
| 10.  | 54  | DELONGA Frane                | 2007 | CRO    | <b>48,59</b>   | PB     |
| 11.  | 403 | GALEA SOLER Matthew          | 2006 | MLT    | <b>48,67</b>   |        |
| 12.  | 480 | IODACHE Catalin Alexander    | 2006 | ROU    | <b>48,89</b>   | PB     |
| 13.  | 71  | POYIADJIS Evangelos          | 2006 | CYP    | <b>49,00</b>   |        |
| 14.  | 275 | SARAY Peter Csaba            | 2007 | HUN    | <b>49,02</b>   | PB     |
| 15.  | 459 | ALVES SERRAS Rui Pedro       | 2006 | POR    | <b>49,05</b>   | PB     |
| 16.  | 108 | NIELSEN Carl Baeckstroem     | 2007 | DEN    | <b>49,61</b>   |        |
| 17.  | 433 | DZIEWIECKI Rafal             | 2006 | POL    | <b>49,69</b>   |        |
| 18.  | 607 | KESER Eren                   | 2006 | TUR    | <b>49,70</b>   |        |
| 19.  | 42  | MUSIC Bakir                  | 2006 | BIH    | <b>49,98</b>   | PB     |
| 20.  | 552 | CRESCINI Noah                | 2006 | SUI    | <b>50,19</b>   |        |
| 21.  | 510 | SKRINJAR Aljaz               | 2007 | SLO    | <b>50,28</b>   |        |
| 22.  | 577 | KREPOP Samuel                | 2007 | SVK    | <b>50,58</b>   |        |
| 23.  | 142 | HIMUSKIN Holger              | 2006 | EST    | <b>50,77</b>   | PB     |
| 24.  | 301 | MCEVOY Oisin                 | 2006 | IRL    | <b>51,74</b>   |        |

#### boys (U18), race walk 5000 m

#### Final

CR: 21:22,02 *Moreno Daniel Monfor (ESP)*

2022

Start: 24.07.2023, 19:24

| Pos. | Bib | Surname, name           | Born | Nation | Result          |        |
|------|-----|-------------------------|------|--------|-----------------|--------|
| 1.   | 128 | MONFORT MORENO Daniel   | 2006 | ESP    | <b>20:22,18</b> | CR, PB |
| 2.   | 332 | DISABATO Giuseppe       | 2006 | ITA    | <b>20:35,69</b> | PB     |
| 3.   | 226 | RICHARDT Nick Joel      | 2006 | GER    | <b>21:05,41</b> | PB     |
| 4.   | 626 | HORBACHOV Roman         | 2006 | UKR    | <b>21:12,91</b> |        |
| 5.   | 462 | HELENO CAMARATE Eduardo | 2006 | POR    | <b>22:01,25</b> | PB     |
| 6.   | 197 | PICART Bastien          | 2006 | FRA    | <b>22:19,87</b> |        |
| 7.   | 578 | ROSENBAUM Lukas         | 2007 | SVK    | <b>22:42,87</b> |        |
| 8.   | 267 | BOR Benjamin            | 2006 | HUN    | <b>23:12,79</b> | PB     |
| 9.   | 293 | CLARKE Seamus           | 2007 | IRL    | <b>23:44,52</b> |        |
| 10.  | 436 | MARGIEL Mateusz         | 2007 | POL    | <b>23:45,87</b> |        |
| 11.  | 606 | KARAYIL Erkan           | 2006 | TUR    | <b>23:53,86</b> |        |

Legend: NM - no result, DNF - did not finish, DQ - disqualified, DNS - did not start, r - retired









# 17. European Youth Olympic Festival

## Maribor, 24. - 29.07.2023

Group: 2

Start: 24.07.2023, 10:24 End time: 11:19

| Pos. | Bib | Surname, name             | Born | Nation | Result        |
|------|-----|---------------------------|------|--------|---------------|
| 1.   | 103 | SVABIKOVA Apolena         | 2006 | CZE    | <b>3,70 q</b> |
| 2.   | 586 | SIMKOVA Anna              | 2006 | SVK    | <b>3,70 q</b> |
| 2.   | 423 | NJERVE Embla Matilde      | 2007 | NOR    | <b>3,70 q</b> |
| 4.   | 178 | MAENPAA Janna-Juulia      | 2006 | FIN    | <b>3,70 q</b> |
| 5.   | 258 | PANAGIOTOU Evgenia Maria  | 2006 | GRE    | <b>3,70 q</b> |
| 6.   | 135 | MARTINEZ MERINO Noa       | 2007 | ESP    | <b>3,60</b>   |
|      | 622 | YIGIT Rahime              | 2006 | TUR    | <b>NM</b>     |
|      | 112 | BJERREGAARD Klara Traberg | 2006 | DEN    | <b>DNS</b>    |

SB

330 350 360 370

|                             |     |     |    |     |
|-----------------------------|-----|-----|----|-----|
| 1. SVABIKOVA Apolena        | -   | O   | O  | O   |
| 2. SIMKOVA Anna             | XO  | O   | -  | O   |
| 2. NJERVE Embla Matilde     | O   | XO  | O  | O   |
| 4. MAENPAA Janna-Juulia     | -   | O   | O  | XO  |
| 5. PANAGIOTOU Evgenia Maria | -   | XXO | XO | XO  |
| 6. MARTINEZ MERINO Noa      | XO  | XXO | O  | XXX |
| YIGIT Rahime                | XXX |     |    |     |

### girls (U18), pole vault

summary

| Pos. | Bib | Surname, name             | Born | Nation | Result        | Points |
|------|-----|---------------------------|------|--------|---------------|--------|
| 1.   | 103 | SVABIKOVA Apolena         | 2006 | CZE    | <b>3,70 q</b> |        |
| 1.   | 368 | ASKINEZERE Sima           | 2006 | LAT    | <b>3,70 q</b> |        |
| 1.   | 325 | MANTEL Yarden Rachel      | 2007 | ISR    | <b>3,70 q</b> |        |
| 1.   | 13  | RAUTER Magdalena          | 2006 | AUT    | <b>3,70 q</b> |        |
| 5.   | 586 | SIMKOVA Anna              | 2006 | SVK    | <b>3,70 q</b> | SB     |
| 5.   | 34  | JOOSTEN Kyani             | 2007 | BEL    | <b>3,70 q</b> |        |
| 5.   | 423 | NJERVE Embla Matilde      | 2007 | NOR    | <b>3,70 q</b> |        |
| 8.   | 235 | KESSLER Joy               | 2006 | GER    | <b>3,70 q</b> |        |
| 9.   | 178 | MAENPAA Janna-Juulia      | 2006 | FIN    | <b>3,70 q</b> |        |
| 10.  | 289 | MESZAROS Emma             | 2006 | HUN    | <b>3,70 q</b> |        |
| 11.  | 258 | PANAGIOTOU Evgenia Maria  | 2006 | GRE    | <b>3,70 q</b> |        |
| 12.  | 564 | HAEUPTLI Melina Sumalee   | 2007 | SUI    | <b>3,60 q</b> |        |
| 13.  | 135 | MARTINEZ MERINO Noa       | 2007 | ESP    | <b>3,60</b>   |        |
| 14.  | 447 | NICHOLS Lilly             | 2006 | POL    | <b>3,50</b>   |        |
|      | 622 | YIGIT Rahime              | 2006 | TUR    | <b>NM</b>     |        |
|      | 112 | BJERREGAARD Klara Traberg | 2006 | DEN    | <b>DNS</b>    |        |

Legend: NM - no result, DNF - did not finish, DQ - disqualified, DNS - did not start, r - retired



# 17. European Youth Olympic Festival

## Maribor, 24. - 29.07.2023

### girls (U18), 100 m

### Round 1

CR: 11,67 Miia Ott (EST) 2023

Heat: 1 Wind: -0,7 m/s Start: 24.07.2023, 11:29

| Pos. | Bib | Surname, name          | Born | Nation | Result         | React Time |
|------|-----|------------------------|------|--------|----------------|------------|
| 1.   | 347 | PAGLIARINI Alice       | 2006 | ITA    | <b>11,90</b> Q | 0,173      |
| 2.   | 292 | SZENTGYORGYI Zita      | 2006 | HUN    | <b>11,92</b> Q | 0,168      |
| 3.   | 570 | STUDER Lea             | 2007 | SUI    | <b>12,14</b>   | 0,185      |
| 4.   | 516 | KERNEL Dasa            | 2006 | SLO    | <b>12,15</b>   | 0,177      |
| 5.   | 443 | KASPRZAK Oliwia        | 2007 | POL    | <b>12,18</b>   | 0,198      |
| 6.   | 11  | KRIFKA Christiane      | 2006 | AUT    | <b>12,27</b>   | 0,214      |
| 7.   | 76  | MOSETTI Isabella Sofia | 2007 | CYP    | <b>12,48</b>   | 0,184      |
| 8.   | 359 | JUSUFI Vesa            | 2007 | KOS    | <b>13,46</b>   | 0,207      |

12,171

Heat: 2 Wind: -0,4 m/s Start: 24.07.2023, 11:35

| Pos. | Bib | Surname, name       | Born | Nation | Result         | React Time |
|------|-----|---------------------|------|--------|----------------|------------|
| 1.   | 153 | OTT Miia            | 2007 | EST    | <b>11,67</b> Q | 0,141      |
| 2.   | 64  | PENEZIC Vita        | 2006 | CRO    | <b>11,77</b> Q | 0,163      |
| 3.   | 101 | PAROHOVA Ester      | 2006 | CZE    | <b>11,99</b> q | 0,153      |
| 4.   | 205 | GERBIER Lohane      | 2007 | FRA    | <b>12,00</b>   | 0,138      |
| 5.   | 305 | COLFER Leila        | 2006 | IRL    | <b>12,20</b>   | 0,176      |
| 6.   | 615 | KAYA Zeynep         | 2006 | TUR    | <b>12,38</b>   | 0,189      |
| 7.   | 2   | VINALS CALIXTO Alba | 2007 | AND    | <b>12,70</b>   | 0,253      |
| 8.   | 498 | TITA Bianca Maria   | 2007 | ROU    | <b>12,85</b>   | 0,242      |

11,982

Heat: 3 Wind: -0,1 m/s Start: 24.07.2023, 11:44

| Pos. | Bib | Surname, name                | Born | Nation | Result         | React Time |
|------|-----|------------------------------|------|--------|----------------|------------|
| 1.   | 242 | RAEPPLE Hanna                | 2006 | GER    | <b>11,80</b> Q |            |
| 2.   | 51  | VELICHKOVA Radina Atanaso    | 2007 | BUL    | <b>11,82</b> Q | 0,273      |
| 3.   | 596 | LUNDBERG Olivia Christina El | 2006 | SWE    | <b>11,87</b> q | 0,224      |
| 4.   | 637 | SHVAB Yelyzaveta             | 2007 | UKR    | <b>11,99</b>   |            |
| 5.   | 113 | HAGIHARA Celina Foldberg     | 2006 | DEN    | <b>12,13</b>   |            |
| 6.   | 184 | SIKALA Elmiina               | 2006 | FIN    | <b>12,18</b>   |            |
| 7.   | 584 | HRNCAROVA Romana             | 2007 | SVK    | <b>12,21</b>   |            |
| 8.   | 407 | BOTTIN Emma                  | 2006 | MON    | <b>13,87</b>   |            |

11,989

12,180

Legend: NM - no result, DNF - did not finish, DQ - disqualified, DNS - did not start, r - retired



## 17. European Youth Olympic Festival

### Maribor, 24. - 29.07.2023

#### girls (U18), 100 m

#### summary

| Pos. | Bib | Surname, name                  | Born | Nation | Result         | Points |
|------|-----|--------------------------------|------|--------|----------------|--------|
| 1.   | 153 | OTT Miia                       | 2007 | EST    | <b>11,67</b> Q | -0,4   |
| 2.   | 64  | PENEZIC Vita                   | 2006 | CRO    | <b>11,77</b> Q | -0,4   |
| 3.   | 242 | RAEPPLE Hanna                  | 2006 | GER    | <b>11,80</b> Q | -0,1   |
| 4.   | 51  | VELICHKOVA Radina Atanasova    | 2007 | BUL    | <b>11,82</b> Q | -0,1   |
| 5.   | 596 | LUNDBERG Olivia Christina Elsa | 2006 | SWE    | <b>11,87</b> q | -0,1   |
| 6.   | 347 | PAGLIARINI Alice               | 2006 | ITA    | <b>11,90</b> Q | -0,7   |
| 7.   | 292 | SZENTGYORGYI Zita              | 2006 | HUN    | <b>11,92</b> Q | -0,7   |
| 8.   | 101 | PAROHOVA Ester                 | 2006 | CZE    | <b>11,99</b> q | -0,4   |
| 9.   | 637 | SHVAB Yelyzaveta               | 2007 | UKR    | <b>11,99</b>   | -0,1   |
| 10.  | 205 | GERBIER Lohane                 | 2007 | FRA    | <b>12,00</b>   | -0,4   |
| 11.  | 113 | HAGIHARA Celina Foldberg       | 2006 | DEN    | <b>12,13</b>   | -0,1   |
| 12.  | 570 | STUDER Lea                     | 2007 | SUI    | <b>12,14</b>   | -0,7   |
| 13.  | 516 | KERNEL Dasa                    | 2006 | SLO    | <b>12,15</b>   | -0,7   |
| 14.  | 443 | KASPRZAK Oliwia                | 2007 | POL    | <b>12,18</b>   | -0,7   |
| 15.  | 184 | SIKALA Elmiina                 | 2006 | FIN    | <b>12,18</b>   | -0,1   |
| 16.  | 305 | COLFER Leila                   | 2006 | IRL    | <b>12,20</b>   | -0,4   |
| 17.  | 584 | HRNCAROVA Romana               | 2007 | SVK    | <b>12,21</b>   | -0,1   |
| 18.  | 11  | KRIFKA Christiane              | 2006 | AUT    | <b>12,27</b>   | -0,7   |
| 19.  | 615 | KAYA Zeynep                    | 2006 | TUR    | <b>12,38</b>   | -0,4   |
| 20.  | 76  | MOSETTI Isabella Sofia         | 2007 | CYP    | <b>12,48</b>   | -0,7   |
| 21.  | 2   | VINALS CALIXTO Alba            | 2007 | AND    | <b>12,70</b>   | -0,4   |
| 22.  | 498 | TITA Bianca Maria              | 2007 | ROU    | <b>12,85</b>   | -0,4   |
| 23.  | 359 | JUSUFI Vesa                    | 2007 | KOS    | <b>13,46</b>   | -0,7   |
| 24.  | 407 | BOTTIN Emma                    | 2006 | MON    | <b>13,87</b>   | -0,1   |

11,982  
11,989

12,171  
12,180

#### girls (U18), 400 m

#### Round 1

CR: 52,76 Mariana Florea (ROU) 1993

Heat: 1 Start: 24.07.2023, 17:47

| Pos. | Bib | Surname, name          | Born | Nation | Result         | React Time |
|------|-----|------------------------|------|--------|----------------|------------|
| 1.   | 445 | KUS Anastazja          | 2007 | POL    | <b>53,68</b> Q | 0,239      |
| 2.   | 353 | VACCARI Valentina      | 2006 | ITA    | <b>54,45</b> Q | 0,307      |
| 3.   | 489 | CAPOTA Maria Denisa    | 2006 | ROU    | <b>54,76</b> q | 0,341      |
| 4.   | 583 | GYMERSKA Lenka         | 2007 | SVK    | <b>55,70</b>   | 0,199      |
| 5.   | 61  | KAPAC Klara            | 2007 | CRO    | <b>57,24</b>   |            |
| 6.   | 156 | UUSORG Mia Mireia      | 2007 | EST    | <b>57,29</b>   | 0,219      |
| 7.   | 471 | MOCO DA MARTINHA Clara | 2006 | POR    | <b>57,61</b>   | 0,201      |
| 8.   | 1   | DAUTI Alesia           | 2006 | ALB    | <b>58,47</b>   | 0,311      |

54,441  
PB

Legend: NM - no result, DNF - did not finish, DQ - disqualified, DNS - did not start, r - retired



# 17. European Youth Olympic Festival

## Maribor, 24. - 29.07.2023

### Heat: 2

Start: 24.07.2023, 17:54

| Pos. | Bib | Surname, name           | Born | Nation | Result         | React Time |    |
|------|-----|-------------------------|------|--------|----------------|------------|----|
| 1.   | 203 | BLANC Lisa              | 2006 | FRA    | <b>55,52</b> Q | 0,329      |    |
| 2.   | 327 | ZAKAY Shani             | 2006 | ISR    | <b>55,73</b> Q | 0,281      | PB |
| 3.   | 138 | SERRANO SANTOS Alba     | 2006 | ESP    | <b>56,05</b>   | 0,294      |    |
| 4.   | 23  | GULIYEVA Ilaha          | 2007 | AZE    | <b>56,47</b>   | 0,314      | PB |
| 5.   | 254 | FLOUTAKOU Nelly         | 2007 | GRE    | <b>57,04</b>   | 0,633      |    |
| 6.   | 571 | STUECKELBERGER Meret Lu | 2006 | SUI    | <b>57,57</b>   | 0,245      |    |
|      | 237 | MARTIN Johanna Martha   | 2006 | GER    | <b>DNS</b>     |            | PB |

### Heat: 3

Start: 24.07.2023, 18:00

| Pos. | Bib | Surname, name        | Born | Nation | Result         | React Time |        |
|------|-----|----------------------|------|--------|----------------|------------|--------|
| 1.   | 620 | TULUM Edanur         | 2006 | TUR    | <b>53,83</b> Q | 0,325      |        |
| 2.   | 418 | AL-SAIDDI Line Safaa | 2006 | NOR    | <b>54,45</b> Q | 0,217      | 54,443 |
| 3.   | 183 | SAVENIUS Emmi        | 2006 | FIN    | <b>55,17</b> q | 0,217      | PB     |
| 4.   | 97  | KRAMESOVA Eliska     | 2006 | CZE    | <b>55,97</b>   | 0,172      |        |
| 5.   | 521 | MIKLAVZIN Ina        | 2006 | SLO    | <b>57,17</b>   | 0,253      |        |
| 6.   | 311 | KILROE Hollie        | 2006 | IRL    | <b>58,05</b>   | 0,182      |        |
| 7.   | 392 | CICCONE Julia        | 2007 | LUX    | <b>58,85</b>   | 0,321      |        |
| 8.   | 358 | JENUZI Emine         | 2006 | KOS    | <b>1:02,96</b> | 0,437      |        |

## girls (U18), 400 m

## summary

| Pos. | Bib | Surname, name              | Born | Nation | Result         | Points |
|------|-----|----------------------------|------|--------|----------------|--------|
| 1.   | 445 | KUS Anastazja              | 2007 | POL    | <b>53,68</b> Q |        |
| 2.   | 620 | TULUM Edanur               | 2006 | TUR    | <b>53,83</b> Q |        |
| 3.   | 353 | VACCARI Valentina          | 2006 | ITA    | <b>54,45</b> Q | 54,441 |
| 4.   | 418 | AL-SAIDDI Line Safaa       | 2006 | NOR    | <b>54,45</b> Q | 54,443 |
| 5.   | 489 | CAPOTA Maria Denisa        | 2006 | ROU    | <b>54,76</b> q | PB     |
| 6.   | 183 | SAVENIUS Emmi              | 2006 | FIN    | <b>55,17</b> q | PB     |
| 7.   | 203 | BLANC Lisa                 | 2006 | FRA    | <b>55,52</b> Q |        |
| 8.   | 583 | GYMERSKA Lenka             | 2007 | SVK    | <b>55,70</b>   |        |
| 9.   | 327 | ZAKAY Shani                | 2006 | ISR    | <b>55,73</b> Q | PB     |
| 10.  | 97  | KRAMESOVA Eliska           | 2006 | CZE    | <b>55,97</b>   |        |
| 11.  | 138 | SERRANO SANTOS Alba        | 2006 | ESP    | <b>56,05</b>   |        |
| 12.  | 23  | GULIYEVA Ilaha             | 2007 | AZE    | <b>56,47</b>   | PB     |
| 13.  | 254 | FLOUTAKOU Nelly            | 2007 | GRE    | <b>57,04</b>   |        |
| 14.  | 521 | MIKLAVZIN Ina              | 2006 | SLO    | <b>57,17</b>   |        |
| 15.  | 61  | KAPAC Klara                | 2007 | CRO    | <b>57,24</b>   |        |
| 16.  | 156 | UUSORG Mia Mireia          | 2007 | EST    | <b>57,29</b>   |        |
| 17.  | 571 | STUECKELBERGER Meret Luzia | 2006 | SUI    | <b>57,57</b>   |        |
| 18.  | 471 | MOCO DA MARTINHA Clara     | 2006 | POR    | <b>57,61</b>   |        |
| 19.  | 311 | KILROE Hollie              | 2006 | IRL    | <b>58,05</b>   |        |
| 20.  | 1   | DAUTI Alesia               | 2006 | ALB    | <b>58,47</b>   |        |
| 21.  | 392 | CICCONE Julia              | 2007 | LUX    | <b>58,85</b>   |        |
| 22.  | 358 | JENUZI Emine               | 2006 | KOS    | <b>1:02,96</b> |        |
|      | 237 | MARTIN Johanna Martha      | 2006 | GER    | <b>DNS</b>     | PB     |

Legend: NM - no result, DNF - did not finish, DQ - disqualified, DNS - did not start, r - retired

# 17. European Youth Olympic Festival

## Maribor, 24. - 29.07.2023

### girls (U18), long jump

### Round 1

CR: 6,43 Darya Klishina (RUS) 2007

Group: 1

Start: 24.07.2023, 18:27 End time: 18:55

| Pos. | Bib | Surname, name             | Born | Nation | Result                | 1    | 2    | 3    | 4 | 5 | 6  |
|------|-----|---------------------------|------|--------|-----------------------|------|------|------|---|---|----|
| 1.   | 291 | ROZSAHEGYI Bori           | 2007 | HUN    | <b>6,20</b> Q<br>+0,4 | X    | 6,20 |      |   |   |    |
| 2.   | 51  | VELICHKOVA Radina Atanaso | 2007 | BUL    | <b>6,06</b> Q<br>+0,5 | 5,86 | 6,01 | 6,06 |   |   | SB |
| 3.   | 93  | JANSKA Viktorie           | 2006 | CZE    | <b>6,04</b> q<br>+1,0 | 5,84 | 5,94 | 6,04 |   |   |    |
| 4.   | 422 | MURAI-UBBY Hannah Rebeka  | 2007 | NOR    | <b>5,99</b> q<br>-0,2 | 5,92 | 5,99 | 5,84 |   |   | PB |
| 5.   | 35  | OOGHE Laura               | 2006 | BEL    | <b>5,94</b> q<br>+0,6 | 5,94 | X    | 5,92 |   |   |    |
| 6.   | 59  | CURKOVIC Anna             | 2006 | CRO    | <b>5,91</b> q<br>+0,6 | 5,84 | 5,91 | X    |   |   |    |
| 7.   | 543 | NISIC Marija              | 2007 | SRB    | <b>5,61</b><br>+0,6   | X    | 5,61 | X    |   |   |    |
| 8.   | 22  | ANTROPOVA Veronika        | 2006 | AZE    | <b>5,30</b><br>+0,6   | 5,05 | 5,30 | X    |   |   | PB |
| 9.   | 630 | BONDAR Vika               | 2006 | UKR    | <b>5,25</b><br>+1,3   | 5,21 | X    | 5,25 |   |   |    |
|      | 497 | SPINU Cristina Stefania   | 2006 | ROU    | <b>NM</b><br>+1,9     | X    | X    | X    |   |   |    |
|      | 44  | OMANOVIC Emina            | 2007 | BIH    | <b>NM</b><br>0,0      | X    | X    | X    |   |   |    |

Legend: NM - no result, DNF - did not finish, DQ - disqualified, DNS - did not start, r - retired



## 17. European Youth Olympic Festival

### Maribor, 24. - 29.07.2023

**Group: 2**

Start: 24.07.2023, 18:36 End time: 19:12

| Pos. | Bib | Surname, name            | Born | Nation | Result        | 1    | 2    | 3    | 4 | 5 | 6 |    |
|------|-----|--------------------------|------|--------|---------------|------|------|------|---|---|---|----|
| 1.   | 451 | SZLACHTA Olga            | 2006 | POL    | <b>6,06</b> Q | 6,06 |      |      |   |   |   | PB |
|      |     |                          |      |        | +1,0          | +1,0 |      |      |   |   |   |    |
| 1.   | 134 | MARTINEZ MARTIN Laura    | 2006 | ESP    | <b>6,06</b> Q | 6,06 |      |      |   |   |   |    |
|      |     |                          |      |        | +0,1          | +0,1 |      |      |   |   |   |    |
| 3.   | 255 | LYRI Mikaela             | 2006 | GRE    | <b>5,96</b> q | 5,82 | 5,96 | X    |   |   |   |    |
|      |     |                          |      |        | +0,6          | +1,4 | +0,6 | +1,0 |   |   |   |    |
| 4.   | 206 | LOKULI Vanessa           | 2006 | FRA    | <b>5,92</b> q | 5,83 | 5,92 | 5,87 |   |   |   |    |
|      |     |                          |      |        | +0,1          | +0,8 | +0,1 | +0,1 |   |   |   |    |
| 5.   | 520 | MEGLIC Ajda              | 2006 | SLO    | <b>5,87</b> q | 5,85 | 5,82 | 5,87 |   |   |   |    |
|      |     |                          |      |        | +1,3          | +0,9 | +0,5 | +1,3 |   |   |   |    |
| 6.   | 355 | VALENTI Elisa            | 2007 | ITA    | <b>5,79</b> q | 5,79 | X    | 5,52 |   |   |   |    |
|      |     |                          |      |        | +0,5          | +0,5 | +1,1 | +0,2 |   |   |   |    |
| 7.   | 386 | FIODOROVAITE Joana       | 2007 | LTU    | <b>5,76</b>   | X    | 5,67 | 5,76 |   |   |   | PB |
|      |     |                          |      |        | +3,7          | -0,1 | +0,2 | +3,7 |   |   |   |    |
| 8.   | 467 | FERNANDES PEREIRA Tatian | 2006 | POR    | <b>5,67</b>   | 5,44 | 5,67 | 5,40 |   |   |   |    |
|      |     |                          |      |        | +0,5          | +0,2 | +0,5 | +2,7 |   |   |   |    |
| 9.   | 580 | BENDOVA Ema              | 2007 | SVK    | <b>5,64</b>   | 5,64 | X    | X    |   |   |   |    |
|      |     |                          |      |        | -0,1          | -0,1 | +0,8 | +1,2 |   |   |   |    |
| 10.  | 405 | MUJOVI Anabela           | 2006 | MNE    | <b>5,35</b>   | 5,35 | X    | 5,28 |   |   |   |    |
|      |     |                          |      |        | +0,7          | +0,7 | +0,4 | +0,9 |   |   |   |    |
| 11.  | 5   | JAVAKHYAN Sofia          | 2007 | ARM    | <b>5,09</b>   | 5,09 | 5,07 | 5,03 |   |   |   |    |
|      |     |                          |      |        | +0,0          | +0,0 | +1,8 | +1,2 |   |   |   |    |

Legend: NM - no result, DNF - did not finish, DQ - disqualified, DNS - did not start, r - retired



## 17. European Youth Olympic Festival

### Maribor, 24. - 29.07.2023

#### girls (U18), long jump

#### summary

| Pos. | Bib | Surname, name              | Born | Nation | Result        | Points |
|------|-----|----------------------------|------|--------|---------------|--------|
| 1.   | 291 | ROZSAHEGYI Bori            | 2007 | HUN    | <b>6,20</b> Q | +0,4   |
| 2.   | 51  | VELICKOVA Radina Atanasova | 2007 | BUL    | <b>6,06</b> Q | +0,5   |
| 3.   | 134 | MARTINEZ MARTIN Laura      | 2006 | ESP    | <b>6,06</b> Q | +0,1   |
| 3.   | 451 | SZLACHTA Olga              | 2006 | POL    | <b>6,06</b> Q | +1,0   |
| 5.   | 93  | JANSKA Viktorie            | 2006 | CZE    | <b>6,04</b> q | +1,0   |
| 6.   | 422 | MURAI-UBBY Hannah Rebekah  | 2007 | NOR    | <b>5,99</b> q | -0,2   |
| 7.   | 255 | LYRI Mikaela               | 2006 | GRE    | <b>5,96</b> q | +0,6   |
| 8.   | 35  | OOGHE Laura                | 2006 | BEL    | <b>5,94</b> q | +0,6   |
| 9.   | 206 | LOKULI Vanessa             | 2006 | FRA    | <b>5,92</b> q | +0,1   |
| 10.  | 59  | CURKOVIC Anna              | 2006 | CRO    | <b>5,91</b> q | +0,6   |
| 11.  | 520 | MEGLIC Ajda                | 2006 | SLO    | <b>5,87</b> q | +1,3   |
| 12.  | 355 | VALENTI Elisa              | 2007 | ITA    | <b>5,79</b> q | +0,5   |
| 13.  | 386 | FIODOROVAITE Joana         | 2007 | LTU    | <b>5,76</b>   | +3,7   |
| 14.  | 467 | FERNANDES PEREIRA Tatiana  | 2006 | POR    | <b>5,67</b>   | +0,5   |
| 15.  | 580 | BENDOVA Ema                | 2007 | SVK    | <b>5,64</b>   | -0,1   |
| 16.  | 543 | NISIC Marija               | 2007 | SRB    | <b>5,61</b>   | +0,6   |
| 17.  | 405 | MUJOVI Anabela             | 2006 | MNE    | <b>5,35</b>   | +0,7   |
| 18.  | 22  | ANTROPOVA Veronika         | 2006 | AZE    | <b>5,30</b>   | +0,6   |
| 19.  | 630 | BONDAR Vika                | 2006 | UKR    | <b>5,25</b>   | +1,3   |
| 20.  | 5   | JAVAKHYAN Sofia            | 2007 | ARM    | <b>5,09</b>   | +0,0   |
|      | 497 | SPINU Cristina Stefania    | 2006 | ROU    | <b>NM</b>     |        |
|      | 44  | OMANOVIC Emina             | 2007 | BIH    | <b>NM</b>     |        |

#### girls (U18), 3000 m

#### Final

CR: 9:17,90 *Amela Terzic* (SRB) 2009

Start: 24.07.2023, 18:39

| Pos. | Bib | Surname, name               | Born | Nation | Result          |
|------|-----|-----------------------------|------|--------|-----------------|
| 1.   | 95  | JOHANOVA Jana               | 2007 | CZE    | <b>9:30,10</b>  |
| 2.   | 130 | CABEZAS MORENO Carla        | 2007 | ESP    | <b>9:31,78</b>  |
| 3.   | 492 | HUDEA Alexandra Maria       | 2006 | ROU    | <b>9:32,21</b>  |
| 4.   | 263 | VALACHA Myrto               | 2007 | GRE    | <b>9:35,10</b>  |
| 5.   | 621 | YAGIZ Edibe                 | 2006 | TUR    | <b>9:39,03</b>  |
| 6.   | 472 | TEIXEIRA DA COSTA Lara Fa   | 2006 | POR    | <b>9:39,96</b>  |
| 7.   | 309 | GILL Clodagh                | 2007 | IRL    | <b>9:44,79</b>  |
| 8.   | 14  | SCHMID Tabea                | 2006 | AUT    | <b>9:45,56</b>  |
| 9.   | 593 | BJERSTROEM Freja            | 2007 | SWE    | <b>9:46,46</b>  |
| 10.  | 348 | PAOLETTI Viola              | 2007 | ITA    | <b>9:56,26</b>  |
| 11.  | 232 | EWERT Johanna Margrit Margi | 2006 | GER    | <b>10:02,65</b> |
| 12.  | 426 | TORBIOERNSSON Wilma Ann     | 2007 | NOR    | <b>10:15,77</b> |
| 13.  | 65  | RAKAMARIC Hela              | 2006 | CRO    | <b>10:17,47</b> |
| 14.  | 542 | NIKOLIC Lenka               | 2006 | SRB    | <b>10:25,82</b> |

Legend: NM - no result, DNF - did not finish, DQ - disqualified, DNS - did not start, r - retired



# 17. European Youth Olympic Festival

## Maribor, 24. - 29.07.2023

Legend: NM - no result, DNF - did not finish, DQ - disqualified, DNS - did not start, r - retired





# 17. EUROPEAN YOUTH OLYMPIC FESTIVAL

Maribor, 24. - 29.07.2023

## RESULTS

DAY 2 25.07.2023

### ORGANIZATORJI



### NACIONALNA PARTNERJA



### GLAVNI PARTNERJI



### VELIKI PARTNERJI



### PARTNERJI



### PROJEKT PODPIRA



# 17. European Youth Olympic Festival

## Maribor, 24. - 29.07.2023

25.07.2023

### decathlon, 110 m hurdles

6 of 10

**Heat: 1** Start: 25.07.2023, 12:05

**Wind: +0,9 m/s**

| Pos. | Bib | Surname, name             | Born | Nation | Result       | Points | React Time |    |
|------|-----|---------------------------|------|--------|--------------|--------|------------|----|
| 1.   | 463 | HRABAR Denis              | 2007 | POR    | <b>14,80</b> | 874    | 0,174      | PB |
| 2.   | 243 | ALEXOPOULOS Nikolaos - Av | 2006 | GRE    | <b>14,81</b> | 873    | 0,154      | PB |
| 3.   | 80  | HANZELKA Daniel           | 2006 | CZE    | <b>15,45</b> | 796    | 0,156      | PB |
| 4.   | 366 | OPOLAIS Miks Janis        | 2006 | LAT    | <b>15,76</b> | 760    |            | PB |
| 5.   | 148 | PUIESTEE Ron Sebastian    | 2007 | EST    | <b>15,98</b> | 735    | 0,165      | PB |
|      | 158 | HALONEN Olavi             | 2006 | FIN    | <b>DNF</b>   |        | 0,177      |    |

**Heat: 2** Start: 25.07.2023, 12:09

**Wind: +1,2 m/s**

| Pos. | Bib | Surname, name          | Born | Nation | Result       | Points | React Time |    |
|------|-----|------------------------|------|--------|--------------|--------|------------|----|
| 1.   | 438 | TROSCIANKA Hubert      | 2006 | POL    | <b>14,26</b> | 941    | 0,202      | PB |
| 2.   | 27  | LAMBRECHTS Flor        | 2006 | BEL    | <b>14,44</b> | 918    | 0,159      |    |
| 3.   | 218 | CLAIR Leon Joel        | 2006 | GER    | <b>14,45</b> | 917    | 0,186      | PB |
| 4.   | 191 | GARCIA Tiago           | 2006 | FRA    | <b>14,54</b> | 906    | 0,177      |    |
| 5.   | 551 | BRUEGGER Lionel        | 2006 | SUI    | <b>14,65</b> | 892    | 0,164      |    |
| 6.   | 7   | PRECHTL Paul Alexander | 2006 | AUT    | <b>15,19</b> | 827    | 0,157      |    |
|      | 591 | TEGLBJAERG Akilles     | 2006 | SWE    | <b>DNS</b>   |        |            |    |

### decathlon, 110 m hurdles

summary

| Pos. | Bib | Surname, name                   | Born | Nation | Result       | Points   |    |
|------|-----|---------------------------------|------|--------|--------------|----------|----|
| 1.   | 438 | TROSCIANKA Hubert               | 2006 | POL    | <b>14,26</b> | +1,2 941 | PB |
| 2.   | 27  | LAMBRECHTS Flor                 | 2006 | BEL    | <b>14,44</b> | +1,2 918 |    |
| 3.   | 218 | CLAIR Leon Joel                 | 2006 | GER    | <b>14,45</b> | +1,2 917 | PB |
| 4.   | 191 | GARCIA Tiago                    | 2006 | FRA    | <b>14,54</b> | +1,2 906 |    |
| 5.   | 551 | BRUEGGER Lionel                 | 2006 | SUI    | <b>14,65</b> | +1,2 892 |    |
| 6.   | 463 | HRABAR Denis                    | 2007 | POR    | <b>14,80</b> | +0,9 874 | PB |
| 7.   | 243 | ALEXOPOULOS Nikolaos - Avgousto | 2006 | GRE    | <b>14,81</b> | +0,9 873 | PB |
| 8.   | 7   | PRECHTL Paul Alexander          | 2006 | AUT    | <b>15,19</b> | +1,2 827 |    |
| 9.   | 80  | HANZELKA Daniel                 | 2006 | CZE    | <b>15,45</b> | +0,9 796 | PB |
| 10.  | 366 | OPOLAIS Miks Janis              | 2006 | LAT    | <b>15,76</b> | +0,9 760 | PB |
| 11.  | 148 | PUIESTEE Ron Sebastian          | 2007 | EST    | <b>15,98</b> | +0,9 735 | PB |
|      | 158 | HALONEN Olavi                   | 2006 | FIN    | <b>DNF</b>   | +0,9     |    |
|      | 591 | TEGLBJAERG Akilles              | 2006 | SWE    | <b>DNS</b>   | +1,2     |    |

Legend: NM - no result, DNF - did not finish, DQ - disqualified, DNS - did not start, r - retired



## 17. European Youth Olympic Festival

### Maribor, 24. - 29.07.2023

#### decathlon, discus throw

7 of 10

Start: 25.07.2023, 12:47 End time: 13:24

| Pos. | Bib | Surname, name             | Born | Nation | Result       | Points | 1     | 2     | 3     | 4 | 5 | 6  |
|------|-----|---------------------------|------|--------|--------------|--------|-------|-------|-------|---|---|----|
| 1.   | 438 | TROSCIANKA Hubert         | 2006 | POL    | <b>49,04</b> | 850    | 46,04 | X     | 49,04 |   |   |    |
| 2.   | 80  | HANZELKA Daniel           | 2006 | CZE    | <b>43,94</b> | 745    | 39,78 | X     | 43,94 |   |   | PB |
| 3.   | 191 | GARCIA Tiago              | 2006 | FRA    | <b>41,30</b> | 691    | 41,30 | 41,04 | X     |   |   |    |
| 4.   | 218 | CLAIR Leon Joel           | 2006 | GER    | <b>41,28</b> | 691    | 31,11 | 39,71 | 41,28 |   |   |    |
| 5.   | 551 | BRUEGGER Lionel           | 2006 | SUI    | <b>40,35</b> | 672    | 34,74 | 38,44 | 40,35 |   |   |    |
| 6.   | 366 | OPOLAIS Miks Janis        | 2006 | LAT    | <b>39,24</b> | 649    | 29,40 | 39,24 | X     |   |   |    |
| 7.   | 243 | ALEXOPOULOS Nikolaos - Av | 2006 | GRE    | <b>38,96</b> | 643    | 35,79 | X     | 38,96 |   |   |    |
| 8.   | 7   | PRECHTL Paul Alexander    | 2006 | AUT    | <b>38,04</b> | 625    | 37,33 | 38,04 | X     |   |   |    |
| 9.   | 27  | LAMBRECHTS Flor           | 2006 | BEL    | <b>36,80</b> | 600    | X     | 36,80 | X     |   |   |    |
| 10.  | 463 | HRABAR Denis              | 2007 | POR    | <b>35,10</b> | 566    | X     | 35,10 | X     |   |   |    |
| 11.  | 148 | PUIESTEE Ron Sebastian    | 2007 | EST    | <b>31,94</b> | 503    | 31,94 | X     | 30,63 |   |   |    |
|      | 591 | TEGLBJAERG Akilles        | 2006 | SWE    | <b>DNS</b>   |        |       |       |       |   |   |    |
|      | 158 | HALONEN Olavi             | 2006 | FIN    | <b>DNS</b>   |        |       |       |       |   |   |    |

#### decathlon, pole vault

8 of 10

Group: 1

Start: 25.07.2023, 15:32 End time: 16:55

| Pos. | Bib | Surname, name             | Born | Nation | Result      | Points |    |
|------|-----|---------------------------|------|--------|-------------|--------|----|
| 1.   | 148 | PUIESTEE Ron Sebastian    | 2007 | EST    | <b>3,90</b> | 590    | SB |
| 2.   | 366 | OPOLAIS Miks Janis        | 2006 | LAT    | <b>3,90</b> | 590    | PB |
| 3.   | 243 | ALEXOPOULOS Nikolaos - Av | 2006 | GRE    | <b>3,90</b> | 590    |    |
| 4.   | 7   | PRECHTL Paul Alexander    | 2006 | AUT    | <b>3,80</b> | 562    | SB |
| 5.   | 463 | HRABAR Denis              | 2007 | POR    | <b>3,70</b> | 535    |    |
| 6.   | 438 | TROSCIANKA Hubert         | 2006 | POL    | <b>3,50</b> | 482    |    |

|                                     | 320 | 330 | 340 | 350 | 360 | 370 | 380 | 390 | 400 |
|-------------------------------------|-----|-----|-----|-----|-----|-----|-----|-----|-----|
| 1. PUIESTEE Ron Sebastian           | -   | -   | O   | -   | O   | O   | O   | O   | XXX |
| 2. OPOLAIS Miks Janis               | -   | -   | XO  | O   | O   | XO  | O   | O   | XXX |
| 3. ALEXOPOULOS Nikolaos - Avgoustos | O   | -   | O   | -   | XO  | O   | XO  | XXO | XXX |
| 4. PRECHTL Paul Alexander           | -   | -   | -   | -   | XO  | XXO | O   | XXX |     |
| 5. HRABAR Denis                     | -   | -   | -   | -   | XO  | O   | XXX |     |     |
| 6. TROSCIANKA Hubert                | O   | XXO | O   | XXO | XXX |     |     |     |     |

Legend: NM - no result, DNF - did not finish, DQ - disqualified, DNS - did not start, r - retired





# 17. European Youth Olympic Festival

## Maribor, 24. - 29.07.2023

### decathlon, javelin throw

9 of 10

Start: 25.07.2023, 17:54 End time: 18:27

| Pos. | Bib | Surname, name             | Born | Nation | Result       | Points | 1     | 2     | 3     | 4 | 5 | 6  |
|------|-----|---------------------------|------|--------|--------------|--------|-------|-------|-------|---|---|----|
| 1.   | 366 | OPOLAIS Miks Janis        | 2006 | LAT    | <b>59,20</b> | 726    | 53,45 | 59,20 | X     |   |   | PB |
| 2.   | 438 | TROSCIANKA Hubert         | 2006 | POL    | <b>57,53</b> | 701    | 54,05 | 57,53 | 56,38 |   |   |    |
| 3.   | 80  | HANZELKA Daniel           | 2006 | CZE    | <b>51,24</b> | 607    | 40,70 | X     | 51,24 |   |   |    |
| 4.   | 243 | ALEXOPOULOS Nikolaos - Av | 2006 | GRE    | <b>50,86</b> | 601    | 47,80 | 50,86 | 50,14 |   |   | SB |
| 5.   | 463 | HRABAR Denis              | 2007 | POR    | <b>47,28</b> | 548    | 47,28 | X     | X     |   |   | PB |
| 6.   | 27  | LAMBRECHTS Flor           | 2006 | BEL    | <b>47,07</b> | 545    | 47,07 | 34,66 | 39,21 |   |   | PB |
| 7.   | 551 | BRUEGGER Lionel           | 2006 | SUI    | <b>46,94</b> | 543    | 40,45 | 46,94 | 42,05 |   |   |    |
| 8.   | 148 | PUIESTEE Ron Sebastian    | 2007 | EST    | <b>44,96</b> | 514    | 44,96 | 42,55 | 44,71 |   |   | PB |
| 9.   | 7   | PRECHTL Paul Alexander    | 2006 | AUT    | <b>40,99</b> | 456    | 40,99 | 38,74 | X     |   |   |    |
| 10.  | 191 | GARCIA Tiago              | 2006 | FRA    | <b>40,00</b> | 442    | 40,00 | 36,18 | X     |   |   |    |
| 11.  | 218 | CLAIR Leon Joel           | 2006 | GER    | <b>37,03</b> | 399    | 36,03 | 37,03 | 33,04 |   |   |    |

### decathlon, 1500 m

10 of 10

Start: 25.07.2023, 19:47

| Pos. | Bib | Surname, name             | Born | Nation | Result         | Points |
|------|-----|---------------------------|------|--------|----------------|--------|
| 1.   | 463 | HRABAR Denis              | 2007 | POR    | <b>4:30,27</b> | 743    |
| 2.   | 80  | HANZELKA Daniel           | 2006 | CZE    | <b>4:35,78</b> | 707    |
| 3.   | 438 | TROSCIANKA Hubert         | 2006 | POL    | <b>4:36,69</b> | 701    |
| 4.   | 218 | CLAIR Leon Joel           | 2006 | GER    | <b>4:36,78</b> | 701    |
| 5.   | 27  | LAMBRECHTS Flor           | 2006 | BEL    | <b>4:39,11</b> | 686    |
| 6.   | 366 | OPOLAIS Miks Janis        | 2006 | LAT    | <b>4:49,97</b> | 619    |
| 7.   | 243 | ALEXOPOULOS Nikolaos - Av | 2006 | GRE    | <b>4:56,90</b> | 578    |
| 8.   | 551 | BRUEGGER Lionel           | 2006 | SUI    | <b>4:57,50</b> | 574    |
| 9.   | 7   | PRECHTL Paul Alexander    | 2006 | AUT    | <b>5:19,13</b> | 455    |
| 10.  | 191 | GARCIA Tiago              | 2006 | FRA    | <b>5:21,87</b> | 440    |
| 11.  | 148 | PUIESTEE Ron Sebastian    | 2007 | EST    | <b>5:38,98</b> | 356    |

Legend: NM - no result, DNF - did not finish, DQ - disqualified, DNS - did not start, r - retired



# 17. European Youth Olympic Festival

## Maribor, 24. - 29.07.2023

25.07.2023

### boys (U18), 400 m hurdles

Round 1

CR: 51,09 Stef Vanhaeren (BEL) 2009

Heat: 1 Start: 25.07.2023, 12:54

| Pos. | Bib | Surname, name             | Born | Nation | Result         | React Time |          |
|------|-----|---------------------------|------|--------|----------------|------------|----------|
| 1.   | 329 | BOLOGNESI Paolo           | 2006 | ITA    | <b>53,84</b> Q | 0,198      |          |
| 2.   | 534 | ILIC Nebojsa              | 2007 | SRB    | <b>54,39</b> Q | 0,263      | PB       |
| 3.   | 588 | BERGENTZ Magnus Sigge Olo | 2006 | SWE    | <b>58,15</b>   | 0,172      |          |
|      | 439 | ULINSKI Kacper            | 2006 | POL    | <b>DNF</b>     | 0,207      |          |
|      | 87  | RADA Michal               | 2007 | CZE    | <b>DQ</b>      | 0,202      | TR22.6.3 |

Heat: 2 Start: 25.07.2023, 13:09

| Pos. | Bib | Surname, name        | Born | Nation | Result         | React Time |    |
|------|-----|----------------------|------|--------|----------------|------------|----|
| 1.   | 297 | DAVITT David         | 2006 | IRL    | <b>53,02</b> Q | 0,243      | PB |
| 2.   | 166 | SJOBLOM Hannu        | 2006 | FIN    | <b>53,80</b> Q | 0,240      | PB |
| 3.   | 415 | RINDE Vegard Oppedal | 2006 | NOR    | <b>54,43</b>   | 0,184      | PB |
| 4.   | 70  | MICHAIL Sotiris      | 2006 | CYP    | <b>55,05</b>   | 0,217      |    |
| 5.   | 559 | ZUMBUEHL Colin       | 2006 | SUI    | <b>55,26</b>   | 0,157      |    |
| 6.   | 378 | GARCINSKAS Matas     | 2007 | LTU    | <b>57,02</b>   | 0,232      |    |
|      | 199 | TAOUIL Wassim        | 2006 | FRA    | <b>DNS</b>     |            |    |

Heat: 3 Start: 25.07.2023, 13:15

| Pos. | Bib | Surname, name            | Born | Nation | Result         | React Time |    |
|------|-----|--------------------------|------|--------|----------------|------------|----|
| 1.   | 111 | VON DE AHE Joel Frederik | 2006 | DEN    | <b>52,76</b> Q | 0,183      | PB |
| 2.   | 244 | ANDREADIS Vladimiro      | 2006 | GRE    | <b>52,97</b> Q | 0,338      |    |
| 3.   | 8   | RUDORFER Julius          | 2007 | AUT    | <b>54,24</b> q | 0,205      |    |
| 4.   | 476 | DAMIAN David Stefan      | 2006 | ROU    | <b>54,70</b>   | 0,187      |    |
| 5.   | 266 | BODROGI Levente          | 2006 | HUN    | <b>55,60</b>   | 0,296      |    |
| 6.   | 396 | GLAZIRIN Denis           | 2006 | MDA    | <b>57,49</b>   | 0,219      |    |

Legend: NM - no result, DNF - did not finish, DQ - disqualified, DNS - did not start, r - retired



# 17. European Youth Olympic Festival

## Maribor, 24. - 29.07.2023

### boys (U18), 400 m hurdles summary

| Pos. | Bib | Surname, name              | Born | Nation | Result         | Points   |
|------|-----|----------------------------|------|--------|----------------|----------|
| 1.   | 111 | VON DE AHE Joel Frederik   | 2006 | DEN    | <b>52,76</b> Q | PB       |
| 2.   | 244 | ANDREADIS Vladimiro        | 2006 | GRE    | <b>52,97</b> Q |          |
| 3.   | 297 | DAVITT David               | 2006 | IRL    | <b>53,02</b> Q | PB       |
| 4.   | 166 | SJOBLOM Hannu              | 2006 | FIN    | <b>53,80</b> Q | PB       |
| 5.   | 329 | BOLOGNESI Paolo            | 2006 | ITA    | <b>53,84</b> Q |          |
| 6.   | 8   | RUDORFER Julius            | 2007 | AUT    | <b>54,24</b> q |          |
| 7.   | 534 | ILIC Nebojsa               | 2007 | SRB    | <b>54,39</b> Q | PB       |
| 8.   | 415 | RINDE Vegard Oppedal       | 2006 | NOR    | <b>54,43</b>   | PB       |
| 9.   | 476 | DAMIAN David Stefan        | 2006 | ROU    | <b>54,70</b>   |          |
| 10.  | 70  | MICHAIL Sotiris            | 2006 | CYP    | <b>55,05</b>   |          |
| 11.  | 559 | ZUMBUEHL Colin             | 2006 | SUI    | <b>55,26</b>   |          |
| 12.  | 266 | BODROGI Levente            | 2006 | HUN    | <b>55,60</b>   |          |
| 13.  | 378 | GARCINSKAS Matas           | 2007 | LTU    | <b>57,02</b>   |          |
| 14.  | 396 | GLAZIRIN Denis             | 2006 | MDA    | <b>57,49</b>   |          |
| 15.  | 588 | BERGENTZ Magnus Sigge Olof | 2006 | SWE    | <b>58,15</b>   |          |
|      | 439 | ULINSKI Kacper             | 2006 | POL    | <b>DNF</b>     |          |
|      | 87  | RADA Michal                | 2007 | CZE    | <b>DQ</b>      | TR22.6.3 |
|      | 199 | TAOUIL Wassim              | 2006 | FRA    | <b>DNS</b>     |          |

Based on TR17.2.1 the Estonian athlete is awarded a re-run.; TR22.6.3 - knocking down / displacing a hurdle in another lane

### boys (U18), shot put Final

CR: 21,41 Konrad Bukuwiecki (POL) 2013

Start: 25.07.2023, 17:06 End time: 17:51

| Pos. | Bib | Surname, name               | Born | Nation | Result       | 1     | 2     | 3     | 4     | 5     | 6     |    |
|------|-----|-----------------------------|------|--------|--------------|-------|-------|-------|-------|-------|-------|----|
| 1.   | 245 | ANTONATOS Dimitrios         | 2006 | GRE    | <b>20,72</b> | 19,97 | 20,02 | 20,60 | X     | X     | 20,72 | PB |
| 2.   | 161 | KANGASNIEMI Aatu            | 2006 | FIN    | <b>20,15</b> | 19,53 | 20,15 | 18,94 | X     | 20,14 | 19,19 |    |
| 3.   | 219 | DE CARVALHO Kelson Josue    | 2006 | GER    | <b>19,77</b> | X     | 18,74 | 19,17 | 19,77 | X     | X     |    |
| 4.   | 475 | CIOBANU Stefan Alexandru    | 2007 | ROU    | <b>18,94</b> | X     | 18,94 | 18,52 | X     | X     | X     |    |
| 5.   | 432 | CHODAKOWSKI Mateusz         | 2006 | POL    | <b>18,37</b> | 17,33 | 16,46 | 18,37 | X     | 18,12 | X     |    |
| 6.   | 395 | CUTCOVETCHI Denis           | 2007 | MDA    | <b>18,13</b> | X     | X     | 18,13 | 17,81 | X     | X     | PB |
| 7.   | 411 | HOFF Jacob Nicolay Sederhol | 2006 | NOR    | <b>18,00</b> | 17,91 | X     | X     | 17,53 | 18,00 | 17,49 |    |
| 8.   | 55  | FERINA Jan                  | 2007 | CRO    | <b>17,58</b> | 16,37 | X     | 17,58 | 17,39 | X     | X     | PB |
| 9.   | 149 | RANNIK Benjamin             | 2006 | EST    | <b>17,56</b> | 15,87 | 17,56 | X     |       |       |       |    |
| 10.  | 610 | OZDEMIR Batuhan             | 2006 | TUR    | <b>17,50</b> | 17,50 | 16,92 | X     |       |       |       |    |
| 11.  | 81  | JABUREK Frantisek           | 2006 | CZE    | <b>17,08</b> | 16,31 | 17,08 | 16,37 |       |       |       |    |
| 12.  | 294 | COOPER Andrew               | 2006 | IRL    | <b>16,14</b> | 14,84 | 16,14 | X     |       |       |       |    |

Legend: NM - no result, DNF - did not finish, DQ - disqualified, DNS - did not start, r - retired



# 17. European Youth Olympic Festival

## Maribor, 24. - 29.07.2023

### boys (U18), 100 m

### Semifinal

CR: 10,44 Ylann Bizasene (FRA) 24.07.2023

Heat: 1 Wind: +0,2 m/s Start: 25.07.2023, 17:43

| Pos. | Bib | Surname, name           | Born | Nation | Result         | React Time |
|------|-----|-------------------------|------|--------|----------------|------------|
| 1.   | 223 | KEMMINER Jakob          | 2007 | GER    | <b>10,73</b> Q |            |
| 2.   | 85  | MEINDLSCHMID Petr       | 2006 | CZE    | <b>10,77</b> Q |            |
| 3.   | 558 | RICKENBACH Jan          | 2006 | SUI    | <b>10,85</b> Q |            |
| 4.   | 107 | ANDERSSON Christian     | 2006 | DEN    | <b>10,89</b> q |            |
| 5.   | 333 | DOMENIS Leo Oumar       | 2007 | ITA    | <b>10,91</b>   | PB         |
| 6.   | 144 | KASE Andreas            | 2006 | EST    | <b>10,93</b>   | 10,922     |
| 7.   | 52  | BATISTIC Toma           | 2007 | CRO    | <b>10,93</b>   | 10,924     |
|      | 477 | DOHOTARIU Adrian-Daniel | 2006 | ROU    | <b>DNS</b>     |            |

Heat: 2 Start: 25.07.2023, 17:58

| Pos. | Bib | Surname, name         | Born | Nation | Result         | React Time |
|------|-----|-----------------------|------|--------|----------------|------------|
| 1.   | 187 | BIZASENE Ylann        | 2006 | FRA    | <b>10,57</b> Q | 0,164      |
| 2.   | 322 | PERETZ Ido            | 2006 | ISR    | <b>10,70</b> Q | 0,154      |
| 3.   | 430 | BAJRASZEWSKI Tomasz   | 2006 | POL    | <b>10,82</b> Q | 0,150      |
| 4.   | 268 | DEAK Zalan            | 2006 | HUN    | <b>10,84</b> q | 0,160      |
| 5.   | 627 | KRAVETS Dmytro        | 2006 | UKR    | <b>10,99</b>   | 10,986     |
| 6.   | 304 | OSAS Osamudiamen      | 2006 | IRL    | <b>10,99</b>   | 10,990     |
| 7.   | 126 | HERNANDEZ GOMEZ Jorge | 2006 | ESP    | <b>11,02</b>   | 0,187      |
|      | 164 | NISULA Axel           | 2007 | FIN    | <b>DQ</b>      | TR16.8     |

TR16.8 - false start

Legend: NM - no result, DNF - did not finish, DQ - disqualified, DNS - did not start, r - retired





## 17. European Youth Olympic Festival

### Maribor, 24. - 29.07.2023

#### boys (U18), javelin throw

**Final**

CR: 83,42 Yuriy Kushniruk (UKR) 2009

Start: 25.07.2023, 19:05 End time: 19:58

| Pos. | Bib | Surname, name          | Born | Nation | Result       | 1     | 2     | 3     | 4     | 5     | 6        |
|------|-----|------------------------|------|--------|--------------|-------|-------|-------|-------|-------|----------|
| 1.   | 435 | KRUKOWSKI Roch         | 2007 | POL    | <b>79,40</b> | 67,96 | X     | 79,40 | X     | -     | X        |
| 2.   | 629 | SAIEVSKYI Illia        | 2006 | UKR    | <b>76,11</b> | 75,37 | X     | X     | 76,11 | 68,59 | X PB     |
| 3.   | 512 | TERSEK Tom             | 2006 | SLO    | <b>73,57</b> | X     | 69,15 | 66,12 | X     | 65,86 | 73,57 PB |
| 4.   | 222 | JAENICKE Kai Oskar     | 2006 | GER    | <b>72,32</b> | 69,62 | 70,91 | 69,59 | 72,32 | 68,81 | 71,44 PB |
| 5.   | 549 | AMHOF Cyrill           | 2006 | SUI    | <b>69,22</b> | 64,65 | 69,22 | 59,28 | 66,64 | 68,89 | 61,84 PB |
| 6.   | 167 | TOURU Juho Aaro        | 2006 | FIN    | <b>67,95</b> | 62,38 | 67,95 | 65,73 | X     | 55,79 | X        |
| 7.   | 379 | GLINSKAS Modestas      | 2006 | LTU    | <b>67,65</b> | X     | 51,24 | 67,65 | X     | X     | X PB     |
| 8.   | 484 | POPESCU Narcis-Andrei  | 2007 | ROU    | <b>66,40</b> | 43,54 | 57,29 | 61,97 | 61,62 | 66,40 | X PB     |
| 9.   | 122 | ESTRAMPES MATEU Hailu  | 2006 | ESP    | <b>59,20</b> | 50,96 | X     | 59,20 |       |       |          |
| 10.  | 362 | KAUDZE Martins         | 2006 | LAT    | <b>59,04</b> | 59,04 | X     | X     |       |       |          |
| 11.  | 272 | HERCZEG Attila         | 2006 | HUN    | <b>58,86</b> | X     | X     | 58,86 |       |       |          |
| 12.  | 315 | ELVARSSON Daniel Breki | 2006 | ISL    | <b>56,19</b> | 49,61 | 56,19 | 50,67 |       |       | SB       |
| 13.  | 78  | BREZOVIC Richard       | 2007 | CZE    | <b>53,69</b> | X     | X     | 53,69 |       |       |          |
| 14.  | 69  | IAKOVOU Sotiris        | 2006 | CYP    | <b>49,20</b> | 49,20 | X     | 48,23 |       |       |          |

#### boys (U18), 110 m hurdles

**Final**

CR: 13,44 Lorenzo Perini (ITA) 2011

Wind: -0,4 m/s

Start: 25.07.2023, 19:03

| Pos. | Bib | Surname, name         | Born | Nation | Result       | React Time |
|------|-----|-----------------------|------|--------|--------------|------------|
| 1.   | 91  | ZACH Matyas           | 2006 | CZE    | <b>13,36</b> | 0,142      |
| 2.   | 57  | KISAK Janko           | 2006 | CRO    | <b>13,39</b> | 0,182 PB   |
| 3.   | 145 | KONSO Tristan         | 2007 | EST    | <b>13,59</b> | 0,136 PB   |
| 4.   | 339 | TOGNI Matteo          | 2006 | ITA    | <b>13,60</b> | 0,184      |
| 5.   | 265 | AUER Peter            | 2006 | HUN    | <b>13,63</b> | 0,162 PB   |
| 6.   | 574 | DAVID Peter           | 2006 | SVK    | <b>13,83</b> | 0,140      |
| 7.   | 441 | ZACHARA Jakub         | 2006 | POL    | <b>13,95</b> | 0,170      |
| 8.   | 410 | GRANNES PEDERSEN Even | 2006 | NOR    | <b>14,03</b> | 0,176      |

Legend: NM - no result, DNF - did not finish, DQ - disqualified, DNS - did not start, r - retired



# 17. European Youth Olympic Festival

## Maribor, 24. - 29.07.2023

### boys (U18), 100 m

**Final**

CR: 10,44 Ylann Bizasene (FRA) 24.07.2023

Wind: -1,0 m/s

Start: 25.07.2023, 19:38

| Pos. | Bib | Surname, name       | Born | Nation | Result       | React Time |
|------|-----|---------------------|------|--------|--------------|------------|
| 1.   | 187 | BIZASENE Ylann      | 2006 | FRA    | <b>10,53</b> | 0,139      |
| 2.   | 322 | PERETZ Ido          | 2006 | ISR    | <b>10,70</b> | 0,173      |
| 3.   | 268 | DEAK Zalan          | 2006 | HUN    | <b>10,75</b> | 0,153      |
| 4.   | 85  | MEINDLSCHMID Petr   | 2006 | CZE    | <b>10,77</b> |            |
| 5.   | 430 | BAJRASZEWSKI Tomasz | 2006 | POL    | <b>10,79</b> | 0,163      |
| 6.   | 107 | ANDERSSON Christian | 2006 | DEN    | <b>11,03</b> | 0,178      |
| 7.   | 558 | RICKENBACH Jan      | 2006 | SUI    | <b>11,05</b> | 0,206      |
|      | 223 | KEMMINER Jakob      | 2007 | GER    | <b>DNS</b>   |            |

### girls (U18), 400 m hurdles

**Round 1**

CR: 56,54 Alexandra Stefania U (ROU) 25.07.2023

Heat: 1 Start: 25.07.2023, 12:33

| Pos. | Bib | Surname, name           | Born | Nation | Result         | React Time                                  |
|------|-----|-------------------------|------|--------|----------------|---|
| 1.   | 634 | MASHANIENKOVA Olha      | 2006 | UKR    | <b>57,49 Q</b> | 0,400 <span style="float: right;">PB</span> |
| 2.   | 213 | TUMBA Meta              | 2006 | FRA    | <b>58,30 Q</b> | 0,188                                       |
| 3.   | 234 | KAUL Emma               | 2006 | GER    | <b>59,87 q</b> | 0,222 <span style="float: right;">PB</span> |
| 4.   | 176 | HEIKKONEN Mila          | 2006 | FIN    | <b>1:00,33</b> | 0,174                                       |
| 5.   | 264 | VARELA Maria            | 2006 | GRE    | <b>1:03,45</b> | 0,208                                       |
| 6.   | 528 | ZNIDARSIC PUSNIK Lorina | 2007 | SLO    | <b>1:04,66</b> | 0,218                                       |
| 7.   | 25  | ISFANDIYAROVA Laman     | 2007 | AZE    | <b>1:16,36</b> | 0,375                                       |

Heat: 2 Start: 25.07.2023, 12:42

| Pos. | Bib | Surname, name       | Born | Nation | Result           | React Time                                  |
|------|-----|---------------------|------|--------|------------------|---|
| 1.   | 354 | VALENSIN Elisa      | 2007 | ITA    | <b>59,26 Q</b>   | 0,286                                       |
| 2.   | 62  | KOSCAK Jana         | 2006 | CRO    | <b>1:00,35 Q</b> | 0,290                                       |
| 3.   | 288 | LALIK Petra         | 2006 | HUN    | <b>1:00,81</b>   | 0,248                                       |
| 4.   | 3   | VINALS CALIXTO Duna | 2006 | AND    | <b>1:01,82</b>   | 0,271                                       |
| 5.   | 546 | PRVANOVIC Andrea    | 2006 | SRB    | <b>1:02,29</b>   | 0,182 <span style="float: right;">PB</span> |
| 6.   | 569 | SCHADEN Levia       | 2006 | SUI    | <b>1:03,51</b>   | 0,234                                       |

Heat: 3 Start: 25.07.2023, 12:47

| Pos. | Bib | Surname, name           | Born | Nation | Result           | React Time                                  |
|------|-----|-------------------------|------|--------|------------------|---|
| 1.   | 499 | UTA Alexandra Stefania  | 2007 | ROU    | <b>56,54 Q</b>   | 0,215 <span style="float: right;">PB</span> |
| 2.   | 442 | GADAJSKA Wiktoria Anna  | 2006 | POL    | <b>59,85 Q</b>   | 0,171                                       |
| 3.   | 133 | MADARIAGA HUEGUN Itsaso | 2007 | ESP    | <b>1:00,29 q</b> | 0,229                                       |
| 4.   | 425 | SKRAASTAD Mari          | 2006 | NOR    | <b>1:01,83</b>   | 0,220                                       |
| 5.   | 393 | PURAYE Yaara            | 2007 | LUX    | <b>1:03,10</b>   | 0,260 <span style="float: right;">PB</span> |
| 6.   | 582 | GASPARKOVA Eliska       | 2006 | SVK    | <b>1:03,48</b>   | 0,287                                       |
| 7.   | 326 | NATANEL Gal             | 2007 | ISR    | <b>1:04,18</b>   | 0,215                                       |

Legend: NM - no result, DNF - did not finish, DQ - disqualified, DNS - did not start, r - retired

# 17. European Youth Olympic Festival

## Maribor, 24. - 29.07.2023

### girls (U18), 400 m hurdles

### summary

| Pos. | Bib | Surname, name           | Born | Nation | Result           | Points |
|------|-----|-------------------------|------|--------|------------------|--------|
| 1.   | 499 | UTA Alexandra Stefania  | 2007 | ROU    | <b>56,54</b> Q   | PB     |
| 2.   | 634 | MASHANIENKOVA Olha      | 2006 | UKR    | <b>57,49</b> Q   | PB     |
| 3.   | 213 | TUMBA Meta              | 2006 | FRA    | <b>58,30</b> Q   |        |
| 4.   | 354 | VALENSIN Elisa          | 2007 | ITA    | <b>59,26</b> Q   |        |
| 5.   | 442 | GADAJSKA Wiktorja Anna  | 2006 | POL    | <b>59,85</b> Q   |        |
| 6.   | 234 | KAUL Emma               | 2006 | GER    | <b>59,87</b> q   | PB     |
| 7.   | 133 | MADARIAGA HUEGUN Itsaso | 2007 | ESP    | <b>1:00,29</b> q |        |
| 8.   | 176 | HEIKKONEN Mila          | 2006 | FIN    | <b>1:00,33</b>   |        |
| 9.   | 62  | KOSCAK Jana             | 2006 | CRO    | <b>1:00,35</b> Q |        |
| 10.  | 288 | LALIK Petra             | 2006 | HUN    | <b>1:00,81</b>   |        |
| 11.  | 3   | VINALS CALIXTO Duna     | 2006 | AND    | <b>1:01,82</b>   |        |
| 12.  | 425 | SKRAASTAD Mari          | 2006 | NOR    | <b>1:01,83</b>   |        |
| 13.  | 546 | PRVANOVIC Andrea        | 2006 | SRB    | <b>1:02,29</b>   | PB     |
| 14.  | 393 | PURAYE Yaara            | 2007 | LUX    | <b>1:03,10</b>   | PB     |
| 15.  | 264 | VARELA Maria            | 2006 | GRE    | <b>1:03,45</b>   |        |
| 16.  | 582 | GASPARKOVA Eliska       | 2006 | SVK    | <b>1:03,48</b>   |        |
| 17.  | 569 | SCHADEN Levia           | 2006 | SUI    | <b>1:03,51</b>   |        |
| 18.  | 326 | NATANEL Gal             | 2007 | ISR    | <b>1:04,18</b>   |        |
| 19.  | 528 | ZNIDARSIC PUSNIK Lorina | 2007 | SLO    | <b>1:04,66</b>   |        |
| 20.  | 25  | ISFANDIYAROVA Laman     | 2007 | AZE    | <b>1:16,36</b>   |        |

Legend: NM - no result, DNF - did not finish, DQ - disqualified, DNS - did not start, r - retired





# 17. EUROPEAN YOUTH OLYMPIC FESTIVAL

Maribor, 25. - 29.07.2023

## RESULTS

DAY 3 26.07.2023

### ORGANIZATORJI



### NACIONALNA PARTNERJA



### GLAVNI PARTNERJI



### VELIKI PARTNERJI



### PARTNERJI



### PROJEKT PODPIRA



# 17. European Youth Olympic Festival

## Maribor, 25. - 29.07.2023

26.07.2023

### heptathlon, 100 m hurdles

1 of 7

Heat: 1 Wind: -1,2 m/s Start: 26.07.2023, 09:38

| Pos. | Bib | Surname, name              | Born | Nation | Result       | Points | React Time |    |
|------|-----|----------------------------|------|--------|--------------|--------|------------|----|
| 1.   | 150 | HAMBIDGE Viola             | 2006 | EST    | <b>14,01</b> | 977    | 0,209      |    |
| 2.   | 314 | SILKENA Enya               | 2007 | IRL    | <b>14,86</b> | 860    | 0,158      | PB |
| 3.   | 419 | AMUNDSEN Susanne Tveit     | 2007 | NOR    | <b>15,05</b> | 835    | 0,219      |    |
| 4.   | 116 | THOSTRUP Aurora Suarez Alv | 2006 | DEN    | <b>15,22</b> | 813    | 0,170      | PB |
| 5.   | 15  | SPERR Maxima               | 2006 | AUT    | <b>15,24</b> | 810    | 0,176      | PB |
| 6.   | 63  | MUSLADIN Marta             | 2006 | CRO    | <b>15,70</b> | 751    | 0,266      | PB |

Heat: 2 Wind: -1,5 m/s Start: 26.07.2023, 09:44

| Pos. | Bib | Surname, name               | Born | Nation | Result       | Points | React Time |    |
|------|-----|-----------------------------|------|--------|--------------|--------|------------|----|
| 1.   | 286 | KRISZT Sarolta Maria        | 2006 | HUN    | <b>13,81</b> | 1005   | 0,192      | PB |
| 2.   | 210 | NDOUMA-MONA Zola            | 2007 | FRA    | <b>14,05</b> | 971    | 0,198      | PB |
| 3.   | 638 | ZAITSEVA Albina             | 2006 | UKR    | <b>14,50</b> | 909    | 0,222      |    |
| 4.   | 523 | OMERZU Tinkara              | 2006 | SLO    | <b>14,61</b> | 894    | 0,194      |    |
| 5.   | 592 | BACK Alva Malin Susanna Mar | 2006 | SWE    | <b>14,97</b> | 846    | 0,171      |    |
| 6.   | 468 | LOPES CANDE Natacha Filipa  | 2007 | POR    | <b>14,99</b> | 843    | 0,180      |    |

Heat: 3 Wind: -1,8 m/s Start: 26.07.2023, 09:50

| Pos. | Bib | Surname, name          | Born | Nation | Result       | Points | React Time |  |
|------|-----|------------------------|------|--------|--------------|--------|------------|--|
| 1.   | 185 | VIRJONEN Enni          | 2007 | FIN    | <b>13,75</b> | 1014   | 0,225      |  |
| 2.   | 560 | ACKLIN Lucia Ursina    | 2006 | SUI    | <b>14,28</b> | 939    | 0,192      |  |
| 3.   | 371 | HOFMANE Anna Gabriela  | 2006 | LAT    | <b>14,43</b> | 918    | 0,185      |  |
| 4.   | 105 | VAVRINOVA Klara        | 2007 | CZE    | <b>14,46</b> | 914    | 0,193      |  |
| 5.   | 587 | VANOVA Ema             | 2007 | SVK    | <b>14,65</b> | 888    | 0,191      |  |
|      | 233 | HINKELMANN Anna Nicole | 2006 | GER    | <b>DNF</b>   |        | 0,175      |  |

Legend: NM - no result, DNF - did not finish, DQ - disqualified, DNS - did not start, r - retired



# 17. European Youth Olympic Festival

## Maribor, 25. - 29.07.2023

### heptathlon, 100 m hurdles

### summary

| Pos. | Bib | Surname, name                  | Born | Nation | Result       | Points |         |
|------|-----|--------------------------------|------|--------|--------------|--------|---------|
| 1.   | 185 | VIRJONEN Enni                  | 2007 | FIN    | <b>13,75</b> | -1,8   | 1014    |
| 2.   | 286 | KRISZT Sarolta Maria           | 2006 | HUN    | <b>13,81</b> | -1,5   | 1005 PB |
| 3.   | 150 | HAMBIDGE Viola                 | 2006 | EST    | <b>14,01</b> | -1,2   | 977     |
| 4.   | 210 | NDOUMA-MONA Zola               | 2007 | FRA    | <b>14,05</b> | -1,5   | 971 PB  |
| 5.   | 560 | ACKLIN Lucia Ursina            | 2006 | SUI    | <b>14,28</b> | -1,8   | 939     |
| 6.   | 371 | HOFMANE Anna Gabriela          | 2006 | LAT    | <b>14,43</b> | -1,8   | 918     |
| 7.   | 105 | VAVRINOVA Klara                | 2007 | CZE    | <b>14,46</b> | -1,8   | 914     |
| 8.   | 638 | ZAITSEVA Albina                | 2006 | UKR    | <b>14,50</b> | -1,5   | 909     |
| 9.   | 523 | OMERZU Tinkara                 | 2006 | SLO    | <b>14,61</b> | -1,5   | 894     |
| 10.  | 587 | VANOVA Ema                     | 2007 | SVK    | <b>14,65</b> | -1,8   | 888     |
| 11.  | 314 | SILKENA Enya                   | 2007 | IRL    | <b>14,86</b> | -1,2   | 860 PB  |
| 12.  | 592 | BACK Alva Malin Susanna Margit | 2006 | SWE    | <b>14,97</b> | -1,5   | 846     |
| 13.  | 468 | LOPES CANDE Natacha Filipa     | 2007 | POR    | <b>14,99</b> | -1,5   | 843     |
| 14.  | 419 | AMUNDSEN Susanne Tveit         | 2007 | NOR    | <b>15,05</b> | -1,2   | 835     |
| 15.  | 116 | THOSTRUP Aurora Suarez Alvarez | 2006 | DEN    | <b>15,22</b> | -1,2   | 813 PB  |
| 16.  | 15  | SPERR Maxima                   | 2006 | AUT    | <b>15,24</b> | -1,2   | 810 PB  |
| 17.  | 63  | MUSLADIN Marta                 | 2006 | CRO    | <b>15,70</b> | -1,2   | 751 PB  |
|      | 233 | HINKELMANN Anna Nicole         | 2006 | GER    | <b>DNF</b>   | -1,8   |         |

Legend: NM - no result, DNF - did not finish, DQ - disqualified, DNS - did not start, r - retired



# 17. European Youth Olympic Festival

## Maribor, 25. - 29.07.2023

### heptathlon, high jump

2 of 7

Group: 1

Start: 26.07.2023, 10:30 End time: 11:29

| Pos. | Bib | Surname, name               | Born | Nation | Result      | Points |    |
|------|-----|-----------------------------|------|--------|-------------|--------|----|
| 1.   | 286 | KRISZT Sarolta Maria        | 2006 | HUN    | <b>1,66</b> | 806    | SB |
| 1.   | 468 | LOPES CANDE Natacha Filipa  | 2007 | POR    | <b>1,66</b> | 806    | PB |
| 3.   | 560 | ACKLIN Lucia Ursina         | 2006 | SUI    | <b>1,66</b> | 806    | PB |
| 4.   | 592 | BACK Alva Malin Susanna Mar | 2006 | SWE    | <b>1,54</b> | 666    |    |
| 5.   | 116 | THOSTRUP Aurora Suarez Alv  | 2006 | DEN    | <b>1,54</b> | 666    |    |
| 5.   | 314 | SILKENA Enya                | 2007 | IRL    | <b>1,54</b> | 666    |    |
| 7.   | 419 | AMUNDSEN Susanne Tveit      | 2007 | NOR    | <b>1,48</b> | 599    | SB |
| 8.   | 587 | VANOVA Ema                  | 2007 | SVK    | <b>1,48</b> | 599    |    |
| 9.   | 233 | HINKELMANN Anna Nicole      | 2006 | GER    | <b>1,45</b> | 566    |    |

|                                   | 139 | 142 | 145 | 148 | 151 | 154 | 157 | 160 | 163 | 166 | 169 |
|-----------------------------------|-----|-----|-----|-----|-----|-----|-----|-----|-----|-----|-----|
| 1. KRISZT Sarolta Maria           | -   | -   | -   | -   | -   | -   | O   | O   | O   | O   | XXX |
| 1. LOPES CANDE Natacha Filipa     | -   | -   | -   | O   | O   | O   | O   | O   | O   | O   | XXX |
| 3. ACKLIN Lucia Ursina            | -   | -   | -   | -   | O   | O   | O   | XO  | XXO | XXO | XXX |
| 4. BACK Alva Malin Susanna Margit | -   | -   | O   | -   | O   | O   | -   | r   |     |     |     |
| 5. THOSTRUP Aurora Suarez Alvarez | -   | O   | O   | O   | O   | O   | XXX |     |     |     |     |
| 5. SILKENA Enya                   | -   | -   | -   | O   | O   | O   | XXX |     |     |     |     |
| 7. AMUNDSEN Susanne Tveit         | -   | O   | O   | O   | XXX |     |     |     |     |     |     |
| 8. VANOVA Ema                     | XO  | O   | XO  | O   | XXX |     |     |     |     |     |     |
| 9. HINKELMANN Anna Nicole         | -   | -   | O   | r   |     |     |     |     |     |     |     |

Legend: NM - no result, DNF - did not finish, DQ - disqualified, DNS - did not start, r - retired





# 17. European Youth Olympic Festival

## Maribor, 25. - 29.07.2023

Group: 2

Start: 26.07.2023, 10:35 End time: 12:23

| Pos. | Bib | Surname, name         | Born | Nation | Result      | Points |    |
|------|-----|-----------------------|------|--------|-------------|--------|----|
| 1.   | 63  | MUSLADIN Marta        | 2006 | CRO    | <b>1,75</b> | 916    | SB |
| 2.   | 638 | ZAITSEVA Albina       | 2006 | UKR    | <b>1,69</b> | 842    |    |
| 3.   | 210 | NDOUMA-MONA Zola      | 2007 | FRA    | <b>1,69</b> | 842    |    |
| 4.   | 371 | HOFMANE Anna Gabriela | 2006 | LAT    | <b>1,66</b> | 806    |    |
| 5.   | 15  | SPERR Maxima          | 2006 | AUT    | <b>1,66</b> | 806    |    |
| 6.   | 185 | VIRJONEN Enni         | 2007 | FIN    | <b>1,66</b> | 806    |    |
| 7.   | 105 | VAVRINOVA Klara       | 2007 | CZE    | <b>1,63</b> | 771    |    |
| 7.   | 523 | OMERZU Tinkara        | 2006 | SLO    | <b>1,63</b> | 771    |    |
| 9.   | 150 | HAMBIDGE Viola        | 2006 | EST    | <b>1,63</b> | 771    |    |

|                          | 151 | 154 | 157 | 160 | 163 | 166 | 169 | 172 | 175 | 178 |
|--------------------------|-----|-----|-----|-----|-----|-----|-----|-----|-----|-----|
| 1. MUSLADIN Marta        | -   | O   | -   | O   | O   | O   | XXO | XXO | XO  | XXX |
| 2. ZAITSEVA Albina       | -   | O   | O   | O   | XO  | O   | XO  | XXX |     |     |
| 3. NDOUMA-MONA Zola      | -   | -   | O   | O   | O   | O   | XXO | XXX |     |     |
| 4. HOFMANE Anna Gabriela | O   | O   | O   | O   | O   | XO  | XXX |     |     |     |
| 5. SPERR Maxima          | -   | -   | O   | O   | O   | XXO | XXX |     |     |     |
| 6. VIRJONEN Enni         | -   | O   | O   | XXO | O   | XXO | XXX |     |     |     |
| 7. VAVRINOVA Klara       | O   | O   | XO  | O   | O   | XXX |     |     |     |     |
| 7. OMERZU Tinkara        | -   | O   | XO  | O   | O   | XXX |     |     |     |     |
| 9. HAMBIDGE Viola        | O   | O   | O   | XXO | O   | XXX |     |     |     |     |

Legend: NM - no result, DNF - did not finish, DQ - disqualified, DNS - did not start, r - retired



## 17. European Youth Olympic Festival

### Maribor, 25. - 29.07.2023

#### heptathlon, high jump

**summary**

| Pos. | Bib | Surname, name                  | Born | Nation | Result      | Points |    |
|------|-----|--------------------------------|------|--------|-------------|--------|----|
| 1.   | 63  | MUSLADIN Marta                 | 2006 | CRO    | <b>1,75</b> | 916    | SB |
| 2.   | 638 | ZAITSEVA Albina                | 2006 | UKR    | <b>1,69</b> | 842    |    |
| 3.   | 210 | NDOUMA-MONA Zola               | 2007 | FRA    | <b>1,69</b> | 842    |    |
| 4.   | 286 | KRISZT Sarolta Maria           | 2006 | HUN    | <b>1,66</b> | 806    | SB |
| 4.   | 468 | LOPES CANDE Natacha Filipa     | 2007 | POR    | <b>1,66</b> | 806    | PB |
| 6.   | 371 | HOFMANE Anna Gabriela          | 2006 | LAT    | <b>1,66</b> | 806    |    |
| 7.   | 15  | SPERR Maxima                   | 2006 | AUT    | <b>1,66</b> | 806    |    |
| 8.   | 185 | VIRJONEN Enni                  | 2007 | FIN    | <b>1,66</b> | 806    |    |
| 9.   | 560 | ACKLIN Lucia Ursina            | 2006 | SUI    | <b>1,66</b> | 806    | PB |
| 10.  | 523 | OMERZU Tinkara                 | 2006 | SLO    | <b>1,63</b> | 771    |    |
| 10.  | 105 | VAVRINOVA Klara                | 2007 | CZE    | <b>1,63</b> | 771    |    |
| 12.  | 150 | HAMBIDGE Viola                 | 2006 | EST    | <b>1,63</b> | 771    |    |
| 13.  | 592 | BACK Alva Malin Susanna Margit | 2006 | SWE    | <b>1,54</b> | 666    |    |
| 14.  | 116 | THOSTRUP Aurora Suarez Alvarez | 2006 | DEN    | <b>1,54</b> | 666    |    |
| 14.  | 314 | SILKENA Enya                   | 2007 | IRL    | <b>1,54</b> | 666    |    |
| 16.  | 419 | AMUNDSEN Susanne Tveit         | 2007 | NOR    | <b>1,48</b> | 599    | SB |
| 17.  | 587 | VANOVA Ema                     | 2007 | SVK    | <b>1,48</b> | 599    |    |
| 18.  | 233 | HINKELMANN Anna Nicole         | 2006 | GER    | <b>1,45</b> | 566    |    |

#### heptathlon, shot put

**3 of 7**

Group: 1

Start: 26.07.2023, 16:55 End time: 17:13

| Pos. | Bib | Surname, name              | Born | Nation | Result       | Points | 1     | 2     | 3     | 4 | 5 | 6  |
|------|-----|----------------------------|------|--------|--------------|--------|-------|-------|-------|---|---|----|
| 1.   | 638 | ZAITSEVA Albina            | 2006 | UKR    | <b>12,60</b> | 701    | 11,79 | 12,58 | 12,60 |   |   | PB |
| 2.   | 286 | KRISZT Sarolta Maria       | 2006 | HUN    | <b>12,59</b> | 700    | 12,59 | 12,00 | 11,64 |   |   | PB |
| 3.   | 150 | HAMBIDGE Viola             | 2006 | EST    | <b>12,23</b> | 676    | 12,02 | 11,83 | 12,23 |   |   | PB |
| 4.   | 587 | VANOVA Ema                 | 2007 | SVK    | <b>11,40</b> | 621    | 11,40 | 10,66 | 11,08 |   |   | PB |
| 5.   | 116 | THOSTRUP Aurora Suarez Alv | 2006 | DEN    | <b>11,10</b> | 602    | 11,10 | 10,93 | 11,08 |   |   |    |
| 6.   | 63  | MUSLADIN Marta             | 2006 | CRO    | <b>10,93</b> | 591    | X     | 10,93 | 9,69  |   |   |    |
| 7.   | 105 | VAVRINOVA Klara            | 2007 | CZE    | <b>10,02</b> | 531    | 9,32  | X     | 10,02 |   |   |    |
| 8.   | 15  | SPERR Maxima               | 2006 | AUT    | <b>9,33</b>  | 486    | 9,33  | 9,06  | 9,30  |   |   |    |
| 9.   | 523 | OMERZU Tinkara             | 2006 | SLO    | <b>9,18</b>  | 476    | 9,18  | 8,83  | 8,41  |   |   |    |

Legend: NM - no result, DNF - did not finish, DQ - disqualified, DNS - did not start, r - retired



# 17. European Youth Olympic Festival

## Maribor, 25. - 29.07.2023

Group: 2

Start: 26.07.2023, 16:54 End time: 17:14

| Pos. | Bib | Surname, name               | Born | Nation | Result       | Points | 1     | 2     | 3     | 4 | 5 | 6 |
|------|-----|-----------------------------|------|--------|--------------|--------|-------|-------|-------|---|---|---|
| 1.   | 560 | ACKLIN Lucia Ursina         | 2006 | SUI    | <b>14,11</b> | 801    | 13,98 | 14,11 | 13,88 |   |   |   |
| 2.   | 185 | VIRJONEN Enni               | 2007 | FIN    | <b>13,93</b> | 789    | 13,93 | X     | X     |   |   |   |
| 3.   | 210 | NDOUMA-MONA Zola            | 2007 | FRA    | <b>13,75</b> | 777    | 13,75 | 13,02 | X     |   |   |   |
| 4.   | 468 | LOPES CANDE Natacha Filipa  | 2007 | POR    | <b>13,65</b> | 771    | 13,65 | 12,43 | 13,17 |   |   |   |
| 5.   | 371 | HOFMANE Anna Gabriela       | 2006 | LAT    | <b>12,73</b> | 709    | 12,73 | X     | 12,65 |   |   |   |
| 6.   | 314 | SILKENA Enya                | 2007 | IRL    | <b>12,46</b> | 692    | 12,44 | 12,05 | 12,46 |   |   |   |
| 7.   | 419 | AMUNDSEN Susanne Tveit      | 2007 | NOR    | <b>11,90</b> | 654    | 11,90 | X     | 11,89 |   |   |   |
| 8.   | 592 | BACK Alva Malin Susanna Mar | 2006 | SWE    | <b>11,65</b> | 638    | 10,96 | X     | 11,65 |   |   |   |
|      | 233 | HINKELMANN Anna Nicole      | 2006 | GER    | <b>DNS</b>   |        |       |       |       |   |   |   |

### heptathlon, shot put

### summary

| Pos. | Bib | Surname, name                  | Born | Nation | Result       | Points |
|------|-----|--------------------------------|------|--------|--------------|--------|
| 1.   | 560 | ACKLIN Lucia Ursina            | 2006 | SUI    | <b>14,11</b> | 801    |
| 2.   | 185 | VIRJONEN Enni                  | 2007 | FIN    | <b>13,93</b> | 789    |
| 3.   | 210 | NDOUMA-MONA Zola               | 2007 | FRA    | <b>13,75</b> | 777    |
| 4.   | 468 | LOPES CANDE Natacha Filipa     | 2007 | POR    | <b>13,65</b> | 771    |
| 5.   | 371 | HOFMANE Anna Gabriela          | 2006 | LAT    | <b>12,73</b> | 709    |
| 6.   | 638 | ZAITSEVA Albina                | 2006 | UKR    | <b>12,60</b> | 701 PB |
| 7.   | 286 | KRISZT Sarolta Maria           | 2006 | HUN    | <b>12,59</b> | 700 PB |
| 8.   | 314 | SILKENA Enya                   | 2007 | IRL    | <b>12,46</b> | 692    |
| 9.   | 150 | HAMBIDGE Viola                 | 2006 | EST    | <b>12,23</b> | 676 PB |
| 10.  | 419 | AMUNDSEN Susanne Tveit         | 2007 | NOR    | <b>11,90</b> | 654    |
| 11.  | 592 | BACK Alva Malin Susanna Margit | 2006 | SWE    | <b>11,65</b> | 638    |
| 12.  | 587 | VANOVA Ema                     | 2007 | SVK    | <b>11,40</b> | 621 PB |
| 13.  | 116 | THOSTRUP Aurora Suarez Alvarez | 2006 | DEN    | <b>11,10</b> | 602    |
| 14.  | 63  | MUSLADIN Marta                 | 2006 | CRO    | <b>10,93</b> | 591    |
| 15.  | 105 | VAVRINOVA Klara                | 2007 | CZE    | <b>10,02</b> | 531    |
| 16.  | 15  | SPERR Maxima                   | 2006 | AUT    | <b>9,33</b>  | 486    |
| 17.  | 523 | OMERZU Tinkara                 | 2006 | SLO    | <b>9,18</b>  | 476    |
|      | 233 | HINKELMANN Anna Nicole         | 2006 | GER    | <b>DNS</b>   |        |

### heptathlon, 200 m

### 4 of 7

Heat: 1

Wind: +0,3 m/s

Start: 26.07.2023, 18:12

| Pos. | Bib | Surname, name               | Born | Nation | Result       | Points | React Time |
|------|-----|-----------------------------|------|--------|--------------|--------|------------|
| 1.   | 523 | OMERZU Tinkara              | 2006 | SLO    | <b>26,57</b> | 748    | 0,283      |
| 2.   | 419 | AMUNDSEN Susanne Tveit      | 2007 | NOR    | <b>26,73</b> | 734    | 0,247      |
| 3.   | 468 | LOPES CANDE Natacha Filipa  | 2007 | POR    | <b>26,74</b> | 734    | 0,200      |
| 4.   | 15  | SPERR Maxima                | 2006 | AUT    | <b>27,49</b> | 672    | 0,190      |
| 5.   | 63  | MUSLADIN Marta              | 2006 | CRO    | <b>28,04</b> | 628    | 0,292      |
|      | 592 | BACK Alva Malin Susanna Mar | 2006 | SWE    | <b>DNS</b>   |        |            |

Legend: NM - no result, DNF - did not finish, DQ - disqualified, DNS - did not start, r - retired



# 17. European Youth Olympic Festival

## Maribor, 25. - 29.07.2023

Heat: 2 Wind: -1,2 m/s Start: 26.07.2023, 18:19

| Pos. | Bib | Surname, name              | Born | Nation | Result       | Points | React Time |        |
|------|-----|----------------------------|------|--------|--------------|--------|------------|--------|
| 1.   | 210 | NDOUMA-MONA Zola           | 2007 | FRA    | <b>25,73</b> | 821    | 0,203      | 25,722 |
| 2.   | 314 | SILKENA Enya               | 2007 | IRL    | <b>25,73</b> | 821    | 0,207      | 25,725 |
| 3.   | 371 | HOFMANE Anna Gabriela      | 2006 | LAT    | <b>25,96</b> | 801    | 0,273      | SB     |
| 4.   | 116 | THOSTRUP Aurora Suarez Alv | 2006 | DEN    | <b>26,08</b> | 790    | 0,192      |        |
| 5.   | 105 | VAVRINOVA Klara            | 2007 | CZE    | <b>26,13</b> | 786    | 0,267      |        |
| 6.   | 638 | ZAITSEVA Albina            | 2006 | UKR    | <b>26,51</b> | 753    | 0,210      |        |

Heat: 3 Wind: -0,2 m/s Start: 26.07.2023, 18:27

| Pos. | Bib | Surname, name        | Born | Nation | Result       | Points | React Time |        |
|------|-----|----------------------|------|--------|--------------|--------|------------|--------|
| 1.   | 286 | KRISZT Sarolta Maria | 2006 | HUN    | <b>24,08</b> | 973    | 0,202      | PB     |
| 2.   | 185 | VIRJONEN Enni        | 2007 | FIN    | <b>24,75</b> | 910    | 0,251      |        |
| 3.   | 560 | ACKLIN Lucia Ursina  | 2006 | SUI    | <b>24,94</b> | 892    | 0,228      | 24,936 |
| 4.   | 150 | HAMBIDGE Viola       | 2006 | EST    | <b>24,94</b> | 892    | 0,231      | 24,940 |
| 5.   | 587 | VANOVA Ema           | 2007 | SVK    | <b>25,63</b> | 830    | 0,253      |        |

### heptathlon, 200 m

### summary

| Pos. | Bib | Surname, name                  | Born | Nation | Result       | Points |            |
|------|-----|--------------------------------|------|--------|--------------|--------|------------|
| 1.   | 286 | KRISZT Sarolta Maria           | 2006 | HUN    | <b>24,08</b> | -0,2   | 973 PB     |
| 2.   | 185 | VIRJONEN Enni                  | 2007 | FIN    | <b>24,75</b> | -0,2   | 910        |
| 3.   | 560 | ACKLIN Lucia Ursina            | 2006 | SUI    | <b>24,94</b> | -0,2   | 892 24,936 |
| 4.   | 150 | HAMBIDGE Viola                 | 2006 | EST    | <b>24,94</b> | -0,2   | 892 24,940 |
| 5.   | 587 | VANOVA Ema                     | 2007 | SVK    | <b>25,63</b> | -0,2   | 830        |
| 6.   | 210 | NDOUMA-MONA Zola               | 2007 | FRA    | <b>25,73</b> | -1,2   | 821 25,722 |
| 7.   | 314 | SILKENA Enya                   | 2007 | IRL    | <b>25,73</b> | -1,2   | 821 25,725 |
| 8.   | 371 | HOFMANE Anna Gabriela          | 2006 | LAT    | <b>25,96</b> | -1,2   | 801 SB     |
| 9.   | 116 | THOSTRUP Aurora Suarez Alvarez | 2006 | DEN    | <b>26,08</b> | -1,2   | 790        |
| 10.  | 105 | VAVRINOVA Klara                | 2007 | CZE    | <b>26,13</b> | -1,2   | 786        |
| 11.  | 638 | ZAITSEVA Albina                | 2006 | UKR    | <b>26,51</b> | -1,2   | 753        |
| 12.  | 523 | OMERZU Tinkara                 | 2006 | SLO    | <b>26,57</b> | +0,3   | 748        |
| 13.  | 419 | AMUNDSEN Susanne Tveit         | 2007 | NOR    | <b>26,73</b> | +0,3   | 734        |
| 14.  | 468 | LOPES CANDE Natacha Filipa     | 2007 | POR    | <b>26,74</b> | +0,3   | 734 PB     |
| 15.  | 15  | SPERR Maxima                   | 2006 | AUT    | <b>27,49</b> | +0,3   | 672        |
| 16.  | 63  | MUSLADIN Marta                 | 2006 | CRO    | <b>28,04</b> | +0,3   | 628        |
|      | 592 | BACK Alva Malin Susanna Margit | 2006 | SWE    | <b>DNS</b>   |        |            |

Legend: NM - no result, DNF - did not finish, DQ - disqualified, DNS - did not start, r - retired



## 17. European Youth Olympic Festival

### Maribor, 25. - 29.07.2023

#### heptathlon

| Surname, name/<br>Pos. Bib Nation     | Points      | 100H       | HJ      | SP      | 200 m      | LJ | JT | 800 m |
|---------------------------------------|-------------|------------|---------|---------|------------|----|----|-------|
| <b>VIRJONEN Enni</b>                  | <b>3519</b> | 13,75 -1,8 | 1,66    | 13,93   | 24,75 -0,2 |    |    |       |
| 1. 185 FIN                            |             | 1014 1.    | 806 8.  | 789 2.  | 910 2.     |    |    |       |
| <b>KRISZT Sarolta Maria</b>           | <b>3484</b> | 13,81 -1,5 | 1,66    | 12,59   | 24,08 -0,2 |    |    |       |
| 2. 286 HUN                            |             | 1005 2.    | 806 4.  | 700 7.  | 973 1.     |    |    |       |
| <b>ACKLIN Lucia Ursina</b>            | <b>3438</b> | 14,28 -1,8 | 1,66    | 14,11   | 24,94 -0,2 |    |    |       |
| 3. 560 SUI                            |             | 939 5.     | 806 9.  | 801 1.  | 892 3.     |    |    |       |
| <b>NDOUMA-MONA Zola</b>               | <b>3411</b> | 14,05 -1,5 | 1,69    | 13,75   | 25,73 -1,2 |    |    |       |
| 4. 210 FRA                            |             | 971 4.     | 842 3.  | 777 3.  | 821 6.     |    |    |       |
| <b>HAMBIDGE Viola</b>                 | <b>3316</b> | 14,01 -1,2 | 1,63    | 12,23   | 24,94 -0,2 |    |    |       |
| 5. 150 EST                            |             | 977 3.     | 771 12. | 676 9.  | 892 4.     |    |    |       |
| <b>HOFMANE Anna Gabriela</b>          | <b>3234</b> | 14,43 -1,8 | 1,66    | 12,73   | 25,96 -1,2 |    |    |       |
| 6. 371 LAT                            |             | 918 6.     | 806 6.  | 709 5.  | 801 8.     |    |    |       |
| <b>ZAITSEVA Albina</b>                | <b>3205</b> | 14,50 -1,5 | 1,69    | 12,60   | 26,51 -1,2 |    |    |       |
| 7. 638 UKR                            |             | 909 8.     | 842 2.  | 701 6.  | 753 11.    |    |    |       |
| <b>LOPES CANDE Natacha Filipa</b>     | <b>3154</b> | 14,99 -1,5 | 1,66    | 13,65   | 26,74 +0,3 |    |    |       |
| 8. 468 POR                            |             | 843 13.    | 806 4.  | 771 4.  | 734 14.    |    |    |       |
| <b>SILKENA Enya</b>                   | <b>3039</b> | 14,86 -1,2 | 1,54    | 12,46   | 25,73 -1,2 |    |    |       |
| 9. 314 IRL                            |             | 860 11.    | 666 14. | 692 8.  | 821 7.     |    |    |       |
| <b>VAVRINOVA Klara</b>                | <b>3002</b> | 14,46 -1,8 | 1,63    | 10,02   | 26,13 -1,2 |    |    |       |
| 10. 105 CZE                           |             | 914 7.     | 771 10. | 531 15. | 786 10.    |    |    |       |
| <b>VANOVA Ema</b>                     | <b>2938</b> | 14,65 -1,8 | 1,48    | 11,40   | 25,63 -0,2 |    |    |       |
| 11. 587 SVK                           |             | 888 10.    | 599 17. | 621 12. | 830 5.     |    |    |       |
| <b>OMERZU Tinkara</b>                 | <b>2889</b> | 14,61 -1,5 | 1,63    | 9,18    | 26,57 +0,3 |    |    |       |
| 12. 523 SLO                           |             | 894 9.     | 771 10. | 476 17. | 748 12.    |    |    |       |
| <b>MUSLADIN Marta</b>                 | <b>2886</b> | 15,70 -1,2 | 1,75    | 10,93   | 28,04 +0,3 |    |    |       |
| 13. 63 CRO                            |             | 751 17.    | 916 1.  | 591 14. | 628 16.    |    |    |       |
| <b>THOSTRUP Aurora Suarez Alvarez</b> | <b>2871</b> | 15,22 -1,2 | 1,54    | 11,10   | 26,08 -1,2 |    |    |       |
| 14. 116 DEN                           |             | 813 15.    | 666 14. | 602 13. | 790 9.     |    |    |       |
| <b>AMUNDSEN Susanne Tveit</b>         | <b>2822</b> | 15,05 -1,2 | 1,48    | 11,90   | 26,73 +0,3 |    |    |       |
| 15. 419 NOR                           |             | 835 14.    | 599 16. | 654 10. | 734 13.    |    |    |       |
| <b>SPERR Maxima</b>                   | <b>2774</b> | 15,24 -1,2 | 1,66    | 9,33    | 27,49 +0,3 |    |    |       |
| 16. 15 AUT                            |             | 810 16.    | 806 7.  | 486 16. | 672 15.    |    |    |       |
| <b>BACK Alva Malin Susanna Margit</b> | <b>2150</b> | 14,97 -1,5 | 1,54    | 11,65   | DNS +0,3   |    |    |       |
| 17. 592 SWE                           |             | 846 12.    | 666 13. | 638 11. |            |    |    |       |
| <b>HINKELMANN Anna Nicole</b>         | <b>566</b>  | DNF -1,8   | 1,45    | DNS     |            |    |    |       |
| 18. 233 GER                           |             |            | 566 18. |         |            |    |    |       |

100H: 100 m hurdles, HJ: high jump, SP: shot put, LJ: long jump, JT: javelin throw

# 17. European Youth Olympic Festival

## Maribor, 25. - 29.07.2023

26.07.2023

**boys (U18), long jump**

**Round 1**

CR: 7,56 Yassin Guellet (BEL) 1991

Group: 1

Start: 26.07.2023, 9:19 End time: 9:48

| Pos. | Bib | Surname, name                 | Born | Nation | Result        | 1    | 2    | 3    | 4 | 5 | 6 |
|------|-----|-------------------------------|------|--------|---------------|------|------|------|---|---|---|
| 1.   | 85  | MEINDLSCHMID Petr             | 2006 | CZE    | <b>7,28</b> Q | X    | 7,09 | 7,28 |   |   |   |
|      |     |                               |      |        | -0,6          | -1,6 | -1,5 | -0,6 |   |   |   |
| 2.   | 228 | VOELKEL Fritz                 | 2006 | GER    | <b>6,66</b> q | 6,44 | 6,66 | 6,22 |   |   |   |
|      |     |                               |      |        | -0,8          | -1,1 | -0,8 | -1,3 |   |   |   |
| 3.   | 335 | MARTINELLI Rocco              | 2006 | ITA    | <b>6,62</b> q | 6,42 | 6,61 | 6,62 |   |   |   |
|      |     |                               |      |        | -1,3          | -0,7 | -0,9 | -1,3 |   |   |   |
| 4.   | 483 | POPESCU Cristian-Marius       | 2006 | ROU    | <b>6,43</b> q | 5,25 | 6,43 | X    |   |   |   |
|      |     |                               |      |        | -0,8          | -1,3 | -0,8 | -1,0 |   |   |   |
| 5.   | 106 | AABO Lance Christian Steffens | 2006 | DEN    | <b>6,40</b>   | X    | X    | 6,40 |   |   |   |
|      |     |                               |      |        | -0,2          | -0,6 | -1,3 | -0,2 |   |   |   |
| 6.   | 73  | STAVRINIDIS Grigoris          | 2006 | CYP    | <b>6,33</b>   | 6,27 | 4,88 | 6,33 |   |   |   |
|      |     |                               |      |        | -0,8          | -1,1 | -1,8 | -0,8 |   |   |   |
| 7.   | 18  | ABASOV Huseyn                 | 2006 | AZE    | <b>6,27</b>   | 6,27 | X    | 6,17 |   |   |   |
|      |     |                               |      |        | -1,6          | -1,6 | -0,7 | -0,4 |   |   |   |
| 8.   | 611 | SENODEYICI Yusuf              | 2006 | TUR    | <b>6,16</b>   | 6,16 | 5,87 | 6,13 |   |   |   |
|      |     |                               |      |        | -1,2          | -1,2 | -0,7 | -0,4 |   |   |   |
| 9.   | 4   | ARZUMANYAN Vahe               | 2006 | ARM    | <b>6,09</b>   | 6,09 | X    | X    |   |   |   |
|      |     |                               |      |        | -0,9          | -0,9 | -0,4 | -1,8 |   |   |   |
| 10.  | 377 | BALKAUSKAS Adanas             | 2006 | LTU    | <b>6,07</b>   | 6,07 | 6,05 | X    |   |   |   |
|      |     |                               |      |        | -1,3          | -1,3 | -1,7 | -1,3 |   |   |   |
|      | 404 | VOJVODIC Matija               | 2006 | MNE    | <b>DNS</b>    |      |      |      |   |   |   |

Legend: NM - no result, DNF - did not finish, DQ - disqualified, DNS - did not start, r - retired



# 17. European Youth Olympic Festival

## Maribor, 25. - 29.07.2023

Group: 2

Start: 26.07.2023, 9:18 End time: 9:55

| Pos. | Bib | Surname, name           | Born | Nation | Result        | 1    | 2    | 3    | 4 | 5 | 6  |
|------|-----|-------------------------|------|--------|---------------|------|------|------|---|---|----|
| 1.   | 186 | ARMANT SORDET James     | 2006 | FRA    | <b>7,24</b> Q | 6,60 | 7,24 |      |   |   |    |
|      |     |                         |      |        | -0,2          | -0,8 | -0,2 |      |   |   |    |
| 2.   | 504 | DUHOVNIK Maks           | 2006 | SLO    | <b>7,00</b> q | 6,89 | 7,00 | 6,91 |   |   |    |
|      |     |                         |      |        | -0,6          | -1,1 | -0,6 | -1,4 |   |   |    |
| 3.   | 143 | JÖGI Janre              | 2006 | EST    | <b>6,96</b> q | 6,96 | 6,87 | X    |   |   |    |
|      |     |                         |      |        | -0,8          | -0,8 | -0,9 | -1,1 |   |   |    |
| 4.   | 412 | JOHNSEN Anthony Ommunds | 2007 | NOR    | <b>6,91</b> q | 6,91 | 6,66 | X    |   |   | PB |
|      |     |                         |      |        | -0,2          | -0,2 | -1,1 | -1,7 |   |   |    |
| 5.   | 360 | GAILITIS Aleksis        | 2006 | LAT    | <b>6,90</b> q | 6,82 | 6,79 | 6,90 |   |   |    |
|      |     |                         |      |        | -1,1          | -0,6 | -1,0 | -1,1 |   |   |    |
| 6.   | 440 | WILCZEWSKI Jakub        | 2006 | POL    | <b>6,84</b> q | 6,54 | X    | 6,84 |   |   |    |
|      |     |                         |      |        | -1,4          | -0,7 | -0,9 | -1,4 |   |   |    |
| 7.   | 298 | KENT Michael            | 2007 | IRL    | <b>6,57</b> q | 6,54 | 6,57 | X    |   |   |    |
|      |     |                         |      |        | +0,0          | -0,7 | +0,0 | -0,7 |   |   |    |
| 8.   | 271 | HAJDU Aron              | 2007 | HUN    | <b>6,50</b> q | 6,50 | 6,26 | 6,47 |   |   |    |
|      |     |                         |      |        | -1,2          | -1,2 | -0,5 | -1,6 |   |   |    |
| 9.   | 400 | AVIA Brajan             | 2007 | MKD    | <b>6,41</b>   | 6,39 | X    | 6,41 |   |   |    |
|      |     |                         |      |        | -1,7          | -0,7 | -0,5 | -1,7 |   |   |    |
| 10.  | 402 | CASSAR Jeremy           | 2006 | MLT    | <b>6,14</b>   | 6,02 | 5,99 | 6,14 |   |   |    |
|      |     |                         |      |        | -0,1          | -1,7 | -0,7 | -0,1 |   |   |    |

### boys (U18), long jump

### summary

| Pos. | Bib | Surname, name                 | Born | Nation | Result        | Points |
|------|-----|-------------------------------|------|--------|---------------|--------|
| 1.   | 85  | MEINDLSCHMID Petr             | 2006 | CZE    | <b>7,28</b> Q | -0,6   |
| 2.   | 186 | ARMANT SORDET James           | 2006 | FRA    | <b>7,24</b> Q | -0,2   |
| 3.   | 504 | DUHOVNIK Maks                 | 2006 | SLO    | <b>7,00</b> q | -0,6   |
| 4.   | 143 | JÖGI Janre                    | 2006 | EST    | <b>6,96</b> q | -0,8   |
| 5.   | 412 | JOHNSEN Anthony Ommundsen     | 2007 | NOR    | <b>6,91</b> q | -0,2   |
|      |     |                               |      |        |               | PB     |
| 6.   | 360 | GAILITIS Aleksis              | 2006 | LAT    | <b>6,90</b> q | -1,1   |
| 7.   | 440 | WILCZEWSKI Jakub              | 2006 | POL    | <b>6,84</b> q | -1,4   |
| 8.   | 228 | VOELKEL Fritz                 | 2006 | GER    | <b>6,66</b> q | -0,8   |
| 9.   | 335 | MARTINELLI Rocco              | 2006 | ITA    | <b>6,62</b> q | -1,3   |
| 10.  | 298 | KENT Michael                  | 2007 | IRL    | <b>6,57</b> q | +0,0   |
| 11.  | 271 | HAJDU Aron                    | 2007 | HUN    | <b>6,50</b> q | -1,2   |
| 12.  | 483 | POPESCU Cristian-Marius       | 2006 | ROU    | <b>6,43</b> q | -0,8   |
| 13.  | 400 | AVIA Brajan                   | 2007 | MKD    | <b>6,41</b>   | -1,7   |
| 14.  | 106 | AABO Lance Christian Steffens | 2006 | DEN    | <b>6,40</b>   | -0,2   |
| 15.  | 73  | STAVRINIDIS Grigoris          | 2006 | CYP    | <b>6,33</b>   | -0,8   |
| 16.  | 18  | ABASOV Huseyn                 | 2006 | AZE    | <b>6,27</b>   | -1,6   |
| 17.  | 611 | SENODEYICI Yusuf              | 2006 | TUR    | <b>6,16</b>   | -1,2   |
| 18.  | 402 | CASSAR Jeremy                 | 2006 | MLT    | <b>6,14</b>   | -0,1   |
| 19.  | 4   | ARZUMANYAN Vahe               | 2006 | ARM    | <b>6,09</b>   | -0,9   |
| 20.  | 377 | BALKAUSKAS Adanas             | 2006 | LTU    | <b>6,07</b>   | -1,3   |
|      | 404 | VOJVODIC Matija               | 2006 | MNE    | <b>DNS</b>    |        |

Legend: NM - no result, DNF - did not finish, DQ - disqualified, DNS - did not start, r - retired



# 17. European Youth Olympic Festival

## Maribor, 25. - 29.07.2023

### boys (U18), 2.000 m steeplechase

### Round 1

CR: 5:42,22 Antonio Alvares (ESP) 1997

Heat: 1 Start: 26.07.2023, 10:25

| Pos. | Bib | Surname, name          | Born | Nation | Result    |    |
|------|-----|------------------------|------|--------|-----------|----|
| 1.   | 609 | KUNDAKCI Musab         | 2007 | TUR    | 5:55,35 Q | PB |
| 2.   | 190 | DUPORTAL Isaac         | 2006 | FRA    | 5:59,24 Q |    |
| 3.   | 251 | SIOMOS GKIZAS Filippos | 2006 | GRE    | 6:00,82 Q |    |
| 4.   | 341 | ZANINI Manuel          | 2006 | ITA    | 6:01,63 Q |    |
| 5.   | 53  | BELCIC Matko           | 2006 | CRO    | 6:01,96 Q |    |
| 6.   | 6   | EROR Damjan            | 2006 | AUT    | 6:03,37 q | PB |
| 7.   | 575 | HULKA Alex             | 2006 | SVK    | 6:03,99 q | PB |
| 8.   | 503 | DJAIP BARTOLJ Tjaz     | 2007 | SLO    | 6:07,39   | PB |
| 9.   | 590 | STEINER Noa Erik       | 2007 | SWE    | 6:14,62   |    |

Heat: 2 Start: 26.07.2023, 10:40

| Pos. | Bib | Surname, name           | Born | Nation | Result    |    |
|------|-----|-------------------------|------|--------|-----------|----|
| 1.   | 486 | SAVLOVSKI Mihai-Alin    | 2006 | ROU    | 5:55,40 Q |    |
| 2.   | 457 | ABREU FREIRE MACHADO Ti | 2006 | POR    | 5:55,78 Q | PB |
| 3.   | 278 | SZABO Benjamin Marton   | 2006 | HUN    | 5:55,85 Q |    |
| 4.   | 408 | BOE Johannes Sandvik    | 2006 | NOR    | 5:56,69 Q |    |
| 5.   | 84  | MARAK Daniel            | 2006 | CZE    | 5:56,99 Q |    |
| 6.   | 220 | GEBUREK Karl            | 2006 | GER    | 5:57,51 q | PB |
| 7.   | 168 | VALTOLA Eetu            | 2006 | FIN    | 5:58,81 q |    |
| 8.   | 367 | REINFELDS Emils Matiass | 2007 | LAT    | 6:03,24 q | PB |
| 9.   | 318 | BINDER Yuval            | 2006 | ISR    | 6:05,92   | PB |

Legend: NM - no result, DNF - did not finish, DQ - disqualified, DNS - did not start, r - retired





# 17. European Youth Olympic Festival

## Maribor, 25. - 29.07.2023

### boys (U18), 2.000 m steeplechase

### summary

| Pos. | Bib | Surname, name                | Born | Nation | Result    | Points |
|------|-----|------------------------------|------|--------|-----------|--------|
| 1.   | 609 | KUNDAKCI Musab               | 2007 | TUR    | 5:55,35 Q | PB     |
| 2.   | 486 | SAVLOVSCHI Mihai-Alin        | 2006 | ROU    | 5:55,40 Q |        |
| 3.   | 457 | ABREU FREIRE MACHADO Tiago M | 2006 | POR    | 5:55,78 Q | PB     |
| 4.   | 278 | SZABO Benjamin Marton        | 2006 | HUN    | 5:55,85 Q |        |
| 5.   | 408 | BOE Johannes Sandvik         | 2006 | NOR    | 5:56,69 Q |        |
| 6.   | 84  | MARAK Daniel                 | 2006 | CZE    | 5:56,99 Q |        |
| 7.   | 220 | GEBUREK Karl                 | 2006 | GER    | 5:57,51 q | PB     |
| 8.   | 168 | VALTOLA Eetu                 | 2006 | FIN    | 5:58,81 q |        |
| 9.   | 190 | DUPORTAL Isaac               | 2006 | FRA    | 5:59,24 Q |        |
| 10.  | 251 | SIOMOS GKIZAS Filippos       | 2006 | GRE    | 6:00,82 Q |        |
| 11.  | 341 | ZANINI Manuel                | 2006 | ITA    | 6:01,63 Q |        |
| 12.  | 53  | BELCIC Matko                 | 2006 | CRO    | 6:01,96 Q |        |
| 13.  | 367 | REINFELDS Emils Matiass      | 2007 | LAT    | 6:03,24 q | PB     |
| 14.  | 6   | EROR Damjan                  | 2006 | AUT    | 6:03,37 q | PB     |
| 15.  | 575 | HULKA Alex                   | 2006 | SVK    | 6:03,99 q | PB     |
| 16.  | 318 | BINDER Yuval                 | 2006 | ISR    | 6:05,92   | PB     |
| 17.  | 503 | DJAIP BARTOLJ Tjaz           | 2007 | SLO    | 6:07,39   | PB     |
| 18.  | 590 | STEINER Noa Erik             | 2007 | SWE    | 6:14,62   |        |

### boys (U18), 200 m

### Round 1

CR: 20,98 Ramil Guliyev (AZE) 2007

Heat: 1 Wind: -0,7 m/s Start: 26.07.2023, 11:42

| Pos. | Bib | Surname, name             | Born | Nation | Result  | React Time |
|------|-----|---------------------------|------|--------|---------|------------|
| 1.   | 431 | BRYLOWSKI Fabian          | 2007 | POL    | 21,95 Q | 0,205      |
| 2.   | 192 | GHEERARDYN-RENOU Arthur   | 2006 | FRA    | 22,13 Q | 0,199      |
| 3.   | 221 | HOLLAND MORITZ Cassian Lu | 2006 | GER    | 22,27 Q | 0,170      |
| 4.   | 90  | VICH Milan                | 2006 | CZE    | 22,30 q | 0,185      |
| 5.   | 110 | SKYTTE Adam Bonne         | 2006 | DEN    | 22,58   | 0,183      |
| 6.   | 574 | DAVID Peter               | 2006 | SVK    | 22,60   | 0,152      |

Heat: 2 Wind: -0,3 m/s Start: 26.07.2023, 11:50

| Pos. | Bib | Surname, name             | Born | Nation | Result  | React Time |
|------|-----|---------------------------|------|--------|---------|------------|
| 1.   | 554 | EGHAGHA Akira Mogbejumire | 2007 | SUI    | 21,78 Q | 0,140      |
| 2.   | 627 | KRAVETS Dmytro            | 2006 | UKR    | 21,98 Q | 0,217      |
| 3.   | 274 | MEDGYESSY Mate            | 2006 | HUN    | 22,22 Q | 0,155      |
| 4.   | 159 | ITAMERI Alvar             | 2006 | FIN    | 22,38 q | 0,184      |
| 5.   | 52  | BATISTIC Toma             | 2007 | CRO    | 22,47 q | 0,167      |
| 6.   | 19  | ASADLI Novruz             | 2006 | AZE    | 22,94   | 0,189      |
| 7.   | 356 | DELIU Shkelqim            | 2006 | KOS    | 24,53   | 0,215      |

Legend: NM - no result, DNF - did not finish, DQ - disqualified, DNS - did not start, r - retired



# 17. European Youth Olympic Festival

## Maribor, 25. - 29.07.2023

**Heat: 3** **Wind: -2,3 m/s** Start: 26.07.2023, 11:57

| Pos. | Bib | Surname, name        | Born | Nation | Result         | React Time |        |
|------|-----|----------------------|------|--------|----------------|------------|--------|
| 1.   | 123 | FITO PEREZ Rodrigo   | 2006 | ESP    | <b>22,13</b> Q | 0,221      | 22,130 |
| 2.   | 300 | MARTIN Donal         | 2006 | IRL    | <b>22,14</b> Q | 0,189      |        |
| 3.   | 481 | JAKAB Szilard-Samuel | 2006 | ROU    | <b>22,26</b> Q | 0,173      |        |
| 4.   | 416 | SOLLID Elias Solheim | 2007 | NOR    | <b>22,52</b>   | 0,157      |        |
| 5.   | 513 | VELKAVRH Val         | 2006 | SLO    | <b>22,62</b>   | 0,162      |        |
| 6.   | 42  | MUSIC Bakir          | 2006 | BIH    | <b>23,20</b>   | 0,189      |        |
| 7.   | 529 | FRANCINI Matias      | 2007 | SMR    | <b>23,76</b>   | 0,223      | PB     |

**Heat: 4** **Wind: -1,2 m/s** Start: 26.07.2023, 12:07

| Pos. | Bib | Surname, name           | Born | Nation | Result         | React Time |    |
|------|-----|-------------------------|------|--------|----------------|------------|----|
| 1.   | 460 | DOS SANTOS AFONSO Pedro | 2007 | POR    | <b>21,65</b> Q | 0,173      | PB |
| 2.   | 383 | VASILIAUSKAS Danielius  | 2006 | LTU    | <b>21,69</b> Q | 0,239      |    |
| 3.   | 340 | TROTTO Alessandro       | 2006 | ITA    | <b>22,35</b> Q | 0,213      |    |
| 4.   | 145 | KONSO Tristan           | 2007 | EST    | <b>22,41</b> q | 0,219      |    |
| 5.   | 390 | LASSINE Glenn           | 2006 | LUX    | <b>22,95</b>   | 0,205      |    |
| 6.   | 403 | GALEA SOLER Matthew     | 2006 | MLT    | <b>52,45</b>   | 0,272      |    |

Legend: NM - no result, DNF - did not finish, DQ - disqualified, DNS - did not start, r - retired



## 17. European Youth Olympic Festival

### Maribor, 25. - 29.07.2023

#### boys (U18), 200 m

#### summary

| Pos. | Bib | Surname, name                   | Born | Nation | Result         | Points      |
|------|-----|---------------------------------|------|--------|----------------|-------------|
| 1.   | 460 | DOS SANTOS AFONSO Pedro         | 2007 | POR    | <b>21,65</b> Q | -1,2 PB     |
| 2.   | 383 | VASILIAUSKAS Danielius          | 2006 | LTU    | <b>21,69</b> Q | -1,2        |
| 3.   | 554 | EGHAGHA Akira Mogbejumireyi Ayo | 2007 | SUI    | <b>21,78</b> Q | -0,3        |
| 4.   | 431 | BRYLOWSKI Fabian                | 2007 | POL    | <b>21,95</b> Q | -0,7        |
| 5.   | 627 | KRAVETS Dmytro                  | 2006 | UKR    | <b>21,98</b> Q | -0,3        |
| 6.   | 123 | FITO PEREZ Rodrigo              | 2006 | ESP    | <b>22,13</b> Q | -2,3 22,130 |
| 6.   | 192 | GHEERARDYN-RENOU Arthur         | 2006 | FRA    | <b>22,13</b> Q | -0,7 22,130 |
| 8.   | 300 | MARTIN Donal                    | 2006 | IRL    | <b>22,14</b> Q | -2,3        |
| 9.   | 274 | MEDGYESSY Mate                  | 2006 | HUN    | <b>22,22</b> Q | -0,3        |
| 10.  | 481 | JAKAB Szilard-Samuel            | 2006 | ROU    | <b>22,26</b> Q | -2,3        |
| 11.  | 221 | HOLLAND MORITZ Cassian Lucas    | 2006 | GER    | <b>22,27</b> Q | -0,7        |
| 12.  | 90  | VICH Milan                      | 2006 | CZE    | <b>22,30</b> q | -0,7        |
| 13.  | 340 | TROTTO Alessandro               | 2006 | ITA    | <b>22,35</b> Q | -1,2        |
| 14.  | 159 | ITAMERI Alvar                   | 2006 | FIN    | <b>22,38</b> q | -0,3        |
| 15.  | 145 | KONSO Tristan                   | 2007 | EST    | <b>22,41</b> q | -1,2        |
| 16.  | 52  | BATISTIC Toma                   | 2007 | CRO    | <b>22,47</b> q | -0,3        |
| 17.  | 416 | SOLLID Elias Solheim            | 2007 | NOR    | <b>22,52</b>   | -2,3        |
| 18.  | 110 | SKYTTE Adam Bonne               | 2006 | DEN    | <b>22,58</b>   | -0,7        |
| 19.  | 574 | DAVID Peter                     | 2006 | SVK    | <b>22,60</b>   | -0,7        |
| 20.  | 513 | VELKAVRH Val                    | 2006 | SLO    | <b>22,62</b>   | -2,3        |
| 21.  | 19  | ASADLI Novruz                   | 2006 | AZE    | <b>22,94</b>   | -0,3 PB     |
| 22.  | 390 | LASSINE Glenn                   | 2006 | LUX    | <b>22,95</b>   | -1,2        |
| 23.  | 42  | MUSIC Bakir                     | 2006 | BIH    | <b>23,20</b>   | -2,3        |
| 24.  | 529 | FRANCINI Matias                 | 2007 | SMR    | <b>23,76</b>   | -2,3 PB     |
| 25.  | 356 | DELIU Shkelqim                  | 2006 | KOS    | <b>24,53</b>   | -0,3        |
| 26.  | 403 | GALEA SOLER Matthew             | 2006 | MLT    | <b>52,45</b>   | -1,2        |

#### boys (U18), 400 m hurdles

#### Round 1

CR: 51,09 *Stef Vanhaeren* (BEL) 2009

Heat: 1

Start: 25.07.2023, 12:54

| Pos. | Bib | Surname, name             | Born | Nation | Result         | React Time     |
|------|-----|---------------------------|------|--------|----------------|----------------|
| 1.   | 329 | BOLOGNESI Paolo           | 2006 | ITA    | <b>53,84</b> Q | 0,198          |
| 2.   | 534 | ILIC Nebojsa              | 2007 | SRB    | <b>54,39</b> Q | 0,263 PB       |
| 3.   | 588 | BERGENTZ Magnus Sigge Olo | 2006 | SWE    | <b>58,15</b>   | 0,172          |
|      | 439 | ULINSKI Kacper            | 2006 | POL    | <b>DNF</b>     | 0,207          |
|      | 87  | RADA Michal               | 2007 | CZE    | <b>DQ</b>      | 0,202 TR22.6.3 |

Legend: NM - no result, DNF - did not finish, DQ - disqualified, DNS - did not start, r - retired



# 17. European Youth Olympic Festival

## Maribor, 25. - 29.07.2023

### Heat: 2

Start: 25.07.2023, 13:09

| Pos. | Bib | Surname, name        | Born | Nation | Result         | React Time |    |
|------|-----|----------------------|------|--------|----------------|------------|----|
| 1.   | 297 | DAVITT David         | 2006 | IRL    | <b>53,02</b> Q | 0,243      | PB |
| 2.   | 166 | SJOBLOM Hannu        | 2006 | FIN    | <b>53,80</b> Q | 0,240      | PB |
| 3.   | 415 | RINDE Vegard Oppedal | 2006 | NOR    | <b>54,43</b>   | 0,184      | PB |
| 4.   | 70  | MICHAIL Sotiris      | 2006 | CYP    | <b>55,05</b>   | 0,217      |    |
| 5.   | 559 | ZUMBUEHL Colin       | 2006 | SUI    | <b>55,26</b>   | 0,157      |    |
| 6.   | 378 | GARCINSKAS Matas     | 2007 | LTU    | <b>57,02</b>   | 0,232      |    |
|      | 199 | TAOUIL Wassim        | 2006 | FRA    | <b>DNS</b>     |            |    |

### Heat: 3

Start: 25.07.2023, 13:15

| Pos. | Bib | Surname, name            | Born | Nation | Result         | React Time |    |
|------|-----|--------------------------|------|--------|----------------|------------|----|
| 1.   | 111 | VON DE AHE Joel Frederik | 2006 | DEN    | <b>52,76</b> Q | 0,183      | PB |
| 2.   | 244 | ANDREADIS Vladimiro      | 2006 | GRE    | <b>52,97</b> Q | 0,338      |    |
| 3.   | 8   | RUDORFER Julius          | 2007 | AUT    | <b>54,24</b> q | 0,205      |    |
| 4.   | 476 | DAMIAN David Stefan      | 2006 | ROU    | <b>54,70</b>   | 0,187      |    |
| 5.   | 266 | BODROGI Levente          | 2006 | HUN    | <b>55,60</b>   | 0,296      |    |
| 6.   | 396 | GLAZIRIN Denis           | 2006 | MDA    | <b>57,49</b>   | 0,219      |    |

### Heat: 4

Start: 26.07.2023, 12:30

| Pos. | Bib | Surname, name | Born | Nation | Result         | React Time |    |
|------|-----|---------------|------|--------|----------------|------------|----|
| 1.   | 146 | NOVIKOV Savva | 2006 | EST    | <b>53,60</b> q | 0,246      | PB |

## boys (U18), 400 m hurdles

## summary

| Pos. | Bib | Surname, name              | Born | Nation | Result         | Points |          |
|------|-----|----------------------------|------|--------|----------------|--------|----------|
| 1.   | 111 | VON DE AHE Joel Frederik   | 2006 | DEN    | <b>52,76</b> Q |        | PB       |
| 2.   | 244 | ANDREADIS Vladimiro        | 2006 | GRE    | <b>52,97</b> Q |        |          |
| 3.   | 297 | DAVITT David               | 2006 | IRL    | <b>53,02</b> Q |        | PB       |
| 4.   | 146 | NOVIKOV Savva              | 2006 | EST    | <b>53,60</b> q |        | PB       |
| 5.   | 166 | SJOBLOM Hannu              | 2006 | FIN    | <b>53,80</b> Q |        | PB       |
| 6.   | 329 | BOLOGNESI Paolo            | 2006 | ITA    | <b>53,84</b> Q |        |          |
| 7.   | 8   | RUDORFER Julius            | 2007 | AUT    | <b>54,24</b> q |        |          |
| 8.   | 534 | ILIC Nebojsa               | 2007 | SRB    | <b>54,39</b> Q |        | PB       |
| 9.   | 415 | RINDE Vegard Oppedal       | 2006 | NOR    | <b>54,43</b>   |        | PB       |
| 10.  | 476 | DAMIAN David Stefan        | 2006 | ROU    | <b>54,70</b>   |        |          |
| 11.  | 70  | MICHAIL Sotiris            | 2006 | CYP    | <b>55,05</b>   |        |          |
| 12.  | 559 | ZUMBUEHL Colin             | 2006 | SUI    | <b>55,26</b>   |        |          |
| 13.  | 266 | BODROGI Levente            | 2006 | HUN    | <b>55,60</b>   |        |          |
| 14.  | 378 | GARCINSKAS Matas           | 2007 | LTU    | <b>57,02</b>   |        |          |
| 15.  | 396 | GLAZIRIN Denis             | 2006 | MDA    | <b>57,49</b>   |        |          |
| 16.  | 588 | BERGENTZ Magnus Sigge Olof | 2006 | SWE    | <b>58,15</b>   |        |          |
|      | 439 | ULINSKI Kacper             | 2006 | POL    | <b>DNF</b>     |        |          |
|      | 87  | RADA Michal                | 2007 | CZE    | <b>DQ</b>      |        | TR22.6.3 |
|      | 199 | TAOUIL Wassim              | 2006 | FRA    | <b>DNS</b>     |        |          |

Based on TR17.2.1 the Estonian athlete is awarded a re-run.; TR22.6.3 - knocking down / displacing a hurdle in another lane

Legend: NM - no result, DNF - did not finish, DQ - disqualified, DNS - did not start, r - retired







## 17. European Youth Olympic Festival

### Maribor, 25. - 29.07.2023

**Group: 2**
**Start: 26.07.2023, 11:07 End time: 11:30**

| Pos. | Bib | Surname, name                | Born | Nation | Result         | 1     | 2     | 3     | 4 | 5 | 6  |
|------|-----|------------------------------|------|--------|----------------|-------|-------|-------|---|---|----|
| 1.   | 351 | SARACENI Erika Giorgia Anoet | 2006 | ITA    | <b>12,72</b> Q | 12,35 | 12,72 |       |   |   |    |
|      |     |                              |      |        | -2,4           | -1,7  | -2,4  |       |   |   |    |
| 2.   | 451 | SZLACHTA Olga                | 2006 | POL    | <b>12,60</b> Q | 12,60 |       |       |   |   |    |
|      |     |                              |      |        | -0,2           | -0,2  |       |       |   |   |    |
| 3.   | 77  | POURIKKOU Andria             | 2006 | CYP    | <b>12,21</b> q | 12,20 | 12,00 | 12,21 |   |   | SB |
|      |     |                              |      |        | +0,3           | -1,6  | -1,6  | +0,3  |   |   |    |
| 4.   | 467 | FERNANDES PEREIRA Tatian     | 2006 | POR    | <b>12,20</b> q | 11,82 | 11,92 | 12,20 |   |   |    |
|      |     |                              |      |        | -0,4           | -1,7  | -1,4  | -0,4  |   |   |    |
| 5.   | 131 | CALONGE MARI Naida           | 2007 | ESP    | <b>11,80</b> q | X     | X     | 11,80 |   |   |    |
|      |     |                              |      |        | -1,0           | -1,8  | -0,6  | -1,0  |   |   |    |
| 6.   | 282 | FRANCISCO-LUCAS Laura        | 2006 | HUN    | <b>11,79</b> q | 11,59 | 11,79 | X     |   |   |    |
|      |     |                              |      |        | -2,2           | -1,3  | -2,2  | -1,1  |   |   |    |
| 7.   | 100 | MIKULASOVA Hana              | 2006 | CZE    | <b>11,62</b>   | 11,49 | 11,62 | X     |   |   |    |
|      |     |                              |      |        | -1,7           | -1,4  | -1,7  | -1,0  |   |   |    |
| 8.   | 5   | JAVAKHYAN Sofia              | 2007 | ARM    | <b>10,69</b>   | 10,69 | 10,44 | X     |   |   |    |
|      |     |                              |      |        | -0,6           | -0,6  | -2,0  | -0,9  |   |   |    |
|      | 494 | JARCU Raluca Maria           | 2006 | ROU    | <b>NM</b>      | X     | X     | X     |   |   |    |
|      |     |                              |      |        |                | -0,6  | -1,6  | -1,1  |   |   |    |

### girls (U18), triple jump

### summary

| Pos. | Bib | Surname, name                 | Born | Nation | Result         | Points |
|------|-----|-------------------------------|------|--------|----------------|--------|
| 1.   | 384 | BENIUSYTE Aureja              | 2006 | LTU    | <b>12,80</b> Q | -2,1   |
| 2.   | 351 | SARACENI Erika Giorgia Anoeta | 2006 | ITA    | <b>12,72</b> Q | -2,4   |
| 3.   | 451 | SZLACHTA Olga                 | 2006 | POL    | <b>12,60</b> Q | -0,2   |
| 4.   | 261 | RAPTI Zoi                     | 2006 | GRE    | <b>12,32</b> q | -1,4   |
| 5.   | 49  | BOZUKOVA Petya Mihaylova      | 2006 | BUL    | <b>12,24</b> q | -0,1   |
| 6.   | 77  | POURIKKOU Andria              | 2006 | CYP    | <b>12,21</b> q | +0,3   |
|      |     |                               |      |        |                | SB     |
| 7.   | 467 | FERNANDES PEREIRA Tatiana     | 2006 | POR    | <b>12,20</b> q | -0,4   |
| 8.   | 599 | ULVENSTAM Lovisa              | 2006 | SWE    | <b>12,18</b> q | -1,8   |
| 9.   | 635 | PIENZARIEVA Veronika          | 2006 | UKR    | <b>12,17</b> q | -1,7   |
| 10.  | 538 | CUK Stela                     | 2007 | SRB    | <b>12,13</b> q | -1,7   |
| 11.  | 131 | CALONGE MARI Naida            | 2007 | ESP    | <b>11,80</b> q | -1,0   |
| 12.  | 282 | FRANCISCO-LUCAS Laura         | 2006 | HUN    | <b>11,79</b> q | -2,2   |
| 13.  | 100 | MIKULASOVA Hana               | 2006 | CZE    | <b>11,62</b>   | -1,7   |
| 14.  | 614 | KARABULUT Aleyna              | 2006 | TUR    | <b>11,62</b>   | -1,3   |
| 15.  | 524 | PUCKO Taja                    | 2007 | SLO    | <b>11,61</b>   | -1,9   |
| 16.  | 5   | JAVAKHYAN Sofia               | 2007 | ARM    | <b>10,69</b>   | -0,6   |
|      | 494 | JARCU Raluca Maria            | 2006 | ROU    | <b>NM</b>      |        |

Legend: NM - no result, DNF - did not finish, DQ - disqualified, DNS - did not start, r - retired



# 17. European Youth Olympic Festival

## Maribor, 25. - 29.07.2023

**girls (U18), 200 m**

**Round 1**

CR: 23,64 Yekaterina Renzhina (RUS) 2011

Heat: 1 Wind: -0,9 m/s Start: 26.07.2023, 11:21

| Pos. | Bib | Surname, name             | Born | Nation | Result         | React Time |
|------|-----|---------------------------|------|--------|----------------|------------|
| 1.   | 454 | WOZNIAK Maja Barbara      | 2007 | POL    | <b>24,47 Q</b> | 0,228      |
| 2.   | 257 | NTOUGKOU Veatriki Kalypso | 2006 | GRE    | <b>24,97 Q</b> | 0,260      |
| 3.   | 117 | VESTERGAARD Frederikke Vo | 2006 | DEN    | <b>25,05</b>   | 0,227      |
| 4.   | 545 | PREKAJAC Tamara           | 2006 | SRB    | <b>25,59</b>   | 0,243      |
| 5.   | 393 | PURAYE Yaara              | 2007 | LUX    | <b>26,27</b>   | 0,197      |
|      | 514 | BIKAR KERN Pika           | 2006 | SLO    | <b>DQ</b>      | TR16.8     |

Heat: 2 Wind: -1,1 m/s Start: 26.07.2023, 11:27

| Pos. | Bib | Surname, name    | Born | Nation | Result         | React Time |
|------|-----|------------------|------|--------|----------------|------------|
| 1.   | 345 | MARCELLO Elisa   | 2006 | ITA    | <b>24,83 Q</b> | 0,219      |
| 2.   | 208 | MARSILLIAC Emma  | 2007 | FRA    | <b>24,99 Q</b> | 0,229      |
| 3.   | 488 | BALINT Stefania  | 2006 | ROU    | <b>25,13</b>   | 0,190      |
| 4.   | 16  | STANDFEST Lenia  | 2007 | AUT    | <b>25,16</b>   | 0,252      |
| 5.   | 584 | HRNCAROVA Romana | 2007 | SVK    | <b>25,26</b>   | 0,193      |
| 6.   | 23  | GULIYEVA Ilaha   | 2007 | AZE    | <b>25,77</b>   | 0,264      |
| 7.   | 358 | JENUZI Emine     | 2006 | KOS    | <b>27,64</b>   | 0,307 PB   |

Heat: 3 Wind: -0,9 m/s Start: 26.07.2023, 11:33

| Pos. | Bib | Surname, name              | Born | Nation | Result         | React Time |
|------|-----|----------------------------|------|--------|----------------|------------|
| 1.   | 104 | TABORSKA Terezie           | 2006 | CZE    | <b>24,08 Q</b> | 0,209 PB   |
| 2.   | 153 | OTT Miia                   | 2007 | EST    | <b>24,48 Q</b> | 0,160      |
| 3.   | 36  | PETROCI CONINX Lauren      | 2007 | BEL    | <b>24,82 q</b> | 0,257      |
| 4.   | 563 | GUNTERN Geraldine Emanuell | 2006 | SUI    | <b>25,00 q</b> | 0,302      |
| 5.   | 307 | DOHERTY Katie              | 2007 | IRL    | <b>25,10</b>   | 0,198      |
| 6.   | 184 | SIKALA Elmiina             | 2006 | FIN    | <b>25,56</b>   | 0,144      |
| 7.   | 530 | CASADEI Chiara             | 2007 | SMR    | <b>28,51</b>   | 0,288      |

Legend: NM - no result, DNF - did not finish, DQ - disqualified, DNS - did not start, r - retired





# 17. European Youth Olympic Festival

## Maribor, 25. - 29.07.2023

### girls (U18), 200 m

### summary

| Pos. | Bib | Surname, name               | Born | Nation | Result         | Points |        |
|------|-----|-----------------------------|------|--------|----------------|--------|--------|
| 1.   | 104 | TABORSKA Terezie            | 2006 | CZE    | <b>24,08</b> Q | -0,9   | PB     |
| 2.   | 454 | WOZNAK Maja Barbara         | 2007 | POL    | <b>24,47</b> Q | -0,9   |        |
| 3.   | 153 | OTT Miia                    | 2007 | EST    | <b>24,48</b> Q | -0,9   |        |
| 4.   | 36  | PETROCI CONINX Lauren       | 2007 | BEL    | <b>24,82</b> q | -0,9   |        |
| 5.   | 345 | MARCELLO Elisa              | 2006 | ITA    | <b>24,83</b> Q | -1,1   |        |
| 6.   | 257 | NTOUGKOU Veatriki Kalypso   | 2006 | GRE    | <b>24,97</b> Q | -0,9   |        |
| 7.   | 208 | MARSILLIAC Emma             | 2007 | FRA    | <b>24,99</b> Q | -1,1   |        |
| 8.   | 563 | GUNTERN Geraldine Emanuelle | 2006 | SUI    | <b>25,00</b> q | -0,9   |        |
| 9.   | 117 | VESTERGAARD Frederikke Voss | 2006 | DEN    | <b>25,05</b>   | -0,9   |        |
| 10.  | 307 | DOHERTY Katie               | 2007 | IRL    | <b>25,10</b>   | -0,9   |        |
| 11.  | 488 | BALINT Stefania             | 2006 | ROU    | <b>25,13</b>   | -1,1   |        |
| 12.  | 16  | STANDFEST Lenia             | 2007 | AUT    | <b>25,16</b>   | -1,1   |        |
| 13.  | 584 | HRNCAROVA Romana            | 2007 | SVK    | <b>25,26</b>   | -1,1   |        |
| 14.  | 184 | SIKALA Elmiina              | 2006 | FIN    | <b>25,56</b>   | -0,9   |        |
| 15.  | 545 | PREKAJAC Tamara             | 2006 | SRB    | <b>25,59</b>   | -0,9   |        |
| 16.  | 23  | GULIYEVA Ilaha              | 2007 | AZE    | <b>25,77</b>   | -1,1   |        |
| 17.  | 393 | PURAYE Yaara                | 2007 | LUX    | <b>26,27</b>   | -0,9   |        |
| 18.  | 358 | JENUZI Emine                | 2006 | KOS    | <b>27,64</b>   | -1,1   | PB     |
| 19.  | 530 | CASADEI Chiara              | 2007 | SMR    | <b>28,51</b>   | -0,9   |        |
|      | 514 | BIKAR KERN Pika             | 2006 | SLO    | <b>DQ</b>      | -0,9   | TR16.8 |

TR16.8 - false start

Legend: NM - no result, DNF - did not finish, DQ - disqualified, DNS - did not start, r - retired







# 17. EUROPEAN YOUTH OLYMPIC FESTIVAL

Maribor, 25. - 29.07.2023

## RESULTS

DAY 4 27.07.2023

### ORGANIZATORJI



### NACIONALNA PARTNERJA



### GLAVNI PARTNERJI



### VELIKI PARTNERJI



### PARTNERJI



### PROJEKT PODPIRA



# 17. European Youth Olympic Festival

## Maribor, 24. - 29.07.2023

27.07.2023

### heptathlon, long jump

5 of 7

**Group: 1**

Start: 27.07.2023, 10:34 End time: 10:54

| Pos. | Bib | Surname, name              | Born | Nation | Result      | Points | 1    | 2    | 3    | 4 | 5 | 6 |    |
|------|-----|----------------------------|------|--------|-------------|--------|------|------|------|---|---|---|----|
| 1.   | 314 | SILKENA Enya               | 2007 | IRL    | <b>5,60</b> | 729    | 5,16 | 5,21 | 5,60 |   |   |   | PB |
|      |     |                            |      |        | +5,9        |        | +1,5 | +1,3 | +5,9 |   |   |   |    |
| 2.   | 587 | VANOVA Ema                 | 2007 | SVK    | <b>5,30</b> | 643    | 4,97 | 5,14 | 5,30 |   |   |   |    |
|      |     |                            |      |        | +2,9        |        | +1,6 | +2,6 | +2,9 |   |   |   |    |
| 3.   | 63  | MUSLADIN Marta             | 2006 | CRO    | <b>5,28</b> | 637    | 4,80 | 4,82 | 5,28 |   |   |   | SB |
|      |     |                            |      |        | +1,3        |        | +1,2 | +0,9 | +1,3 |   |   |   |    |
| 4.   | 419 | AMUNDSEN Susanne Tveit     | 2007 | NOR    | <b>5,20</b> | 614    | 5,20 | X    | X    |   |   |   |    |
|      |     |                            |      |        | +1,4        |        | +1,4 | +2,2 | +2,6 |   |   |   |    |
| 5.   | 468 | LOPES CANDE Natacha Filipa | 2007 | POR    | <b>5,17</b> | 606    | X    | 5,17 | X    |   |   |   |    |
|      |     |                            |      |        | +2,6        |        | +0,8 | +2,6 | +1,8 |   |   |   |    |
| 6.   | 116 | THOSTRUP Aurora Suarez Alv | 2006 | DEN    | <b>5,16</b> | 603    | 5,16 | 5,12 | 4,99 |   |   |   |    |
|      |     |                            |      |        | +0,6        |        | +0,6 | +0,1 | +2,5 |   |   |   |    |
| 7.   | 523 | OMERZU Tinkara             | 2006 | SLO    | <b>5,15</b> | 601    | 5,04 | X    | 5,15 |   |   |   |    |
|      |     |                            |      |        | +1,4        |        | +1,1 | +1,6 | +1,4 |   |   |   |    |
| 8.   | 15  | SPERR Maxima               | 2006 | AUT    | <b>5,14</b> | 598    | 5,13 | 5,14 | X    |   |   |   |    |
|      |     |                            |      |        | +2,6        |        | +0,4 | +2,6 | +1,5 |   |   |   |    |

**Group: 2**

Start: 27.07.2023, 10:30 End time: 11:02

| Pos. | Bib | Surname, name         | Born | Nation | Result      | Points | 1    | 2    | 3    | 4 | 5 | 6 |    |
|------|-----|-----------------------|------|--------|-------------|--------|------|------|------|---|---|---|----|
| 1.   | 210 | NDOUMA-MONA Zola      | 2007 | FRA    | <b>6,08</b> | 874    | 5,62 | X    | 6,08 |   |   |   | PB |
|      |     |                       |      |        | +0,9        |        | +2,3 | +3,0 | +0,9 |   |   |   |    |
| 2.   | 560 | ACKLIN Lucia Ursina   | 2006 | SUI    | <b>5,99</b> | 846    | 5,75 | 5,49 | 5,99 |   |   |   | SB |
|      |     |                       |      |        | +2,2        |        | +2,5 | +0,2 | +2,2 |   |   |   |    |
| 3.   | 286 | KRISZT Sarolta Maria  | 2006 | HUN    | <b>5,87</b> | 810    | 5,64 | X    | 5,87 |   |   |   |    |
|      |     |                       |      |        | +2,2        |        | +0,5 | +1,6 | +2,2 |   |   |   |    |
| 4.   | 638 | ZAITSEVA Albina       | 2006 | UKR    | <b>5,80</b> | 789    | X    | 5,28 | 5,80 |   |   |   |    |
|      |     |                       |      |        | +0,8        |        | +0,9 | +2,1 | +0,8 |   |   |   |    |
| 5.   | 371 | HOFMANE Anna Gabriela | 2006 | LAT    | <b>5,76</b> | 777    | 5,39 | X    | 5,76 |   |   |   |    |
|      |     |                       |      |        | +1,1        |        | +3,0 | +2,4 | +1,1 |   |   |   |    |
| 6.   | 185 | VIRJONEN Enni         | 2007 | FIN    | <b>5,69</b> | 756    | 5,38 | 5,69 | X    |   |   |   |    |
|      |     |                       |      |        | +0,5        |        | +0,9 | +0,5 | +0,8 |   |   |   |    |
| 7.   | 150 | HAMBIDGE Viola        | 2006 | EST    | <b>5,50</b> | 700    | 5,27 | X    | 5,50 |   |   |   |    |
|      |     |                       |      |        | +1,2        |        | +0,3 | +1,9 | +1,2 |   |   |   |    |
| 8.   | 105 | VAVRINOVA Klara       | 2007 | CZE    | <b>5,47</b> | 691    | 5,25 | 5,47 | 5,42 |   |   |   |    |
|      |     |                       |      |        | +1,6        |        | +2,4 | +1,6 | +2,1 |   |   |   |    |

Legend: NM - no result, DNF - did not finish, DQ - disqualified, DNS - did not start, r - retired



# 17. European Youth Olympic Festival

## Maribor, 24. - 29.07.2023

### heptathlon, long jump

### summary

| Pos. | Bib | Surname, name                  | Born | Nation | Result      | Points |        |
|------|-----|--------------------------------|------|--------|-------------|--------|--------|
| 1.   | 210 | NDOUMA-MONA Zola               | 2007 | FRA    | <b>6,08</b> | +0,9   | 874 PB |
| 2.   | 560 | ACKLIN Lucia Ursina            | 2006 | SUI    | <b>5,99</b> | +2,2   | 846 SB |
| 3.   | 286 | KRISZT Sarolta Maria           | 2006 | HUN    | <b>5,87</b> | +2,2   | 810    |
| 4.   | 638 | ZAITSEVA Albina                | 2006 | UKR    | <b>5,80</b> | +0,8   | 789    |
| 5.   | 371 | HOFMANE Anna Gabriela          | 2006 | LAT    | <b>5,76</b> | +1,1   | 777    |
| 6.   | 185 | VIRJONEN Enni                  | 2007 | FIN    | <b>5,69</b> | +0,5   | 756    |
| 7.   | 314 | SILKENA Enya                   | 2007 | IRL    | <b>5,60</b> | +5,9   | 729 PB |
| 8.   | 150 | HAMBIDGE Viola                 | 2006 | EST    | <b>5,50</b> | +1,2   | 700    |
| 9.   | 105 | VAVRINOVA Klara                | 2007 | CZE    | <b>5,47</b> | +1,6   | 691    |
| 10.  | 587 | VANOVA Ema                     | 2007 | SVK    | <b>5,30</b> | +2,9   | 643    |
| 11.  | 63  | MUSLADIN Marta                 | 2006 | CRO    | <b>5,28</b> | +1,3   | 637 SB |
| 12.  | 419 | AMUNDSEN Susanne Tveit         | 2007 | NOR    | <b>5,20</b> | +1,4   | 614    |
| 13.  | 468 | LOPES CANDE Natacha Filipa     | 2007 | POR    | <b>5,17</b> | +2,6   | 606    |
| 14.  | 116 | THOSTRUP Aurora Suarez Alvarez | 2006 | DEN    | <b>5,16</b> | +0,6   | 603    |
| 15.  | 523 | OMERZU Tinkara                 | 2006 | SLO    | <b>5,15</b> | +1,4   | 601    |
| 16.  | 15  | SPERR Maxima                   | 2006 | AUT    | <b>5,14</b> | +2,6   | 598    |

### heptathlon, javelin throw

### 6 of 7

Start: 27.07.2023, 12:06 End time: 12:50

| Pos. | Bib | Surname, name              | Born | Nation | Result       | Points | 1     | 2     | 3     | 4 | 5 | 6  |
|------|-----|----------------------------|------|--------|--------------|--------|-------|-------|-------|---|---|----|
| 1.   | 314 | SILKENA Enya               | 2007 | IRL    | <b>45,37</b> | 771    | 38,10 | 45,37 | 43,89 |   |   | PB |
| 2.   | 560 | ACKLIN Lucia Ursina        | 2006 | SUI    | <b>42,34</b> | 712    | 42,34 | 39,32 | 41,17 |   |   |    |
| 3.   | 638 | ZAITSEVA Albina            | 2006 | UKR    | <b>41,75</b> | 701    | 41,60 | 41,75 | 34,76 |   |   |    |
| 4.   | 150 | HAMBIDGE Viola             | 2006 | EST    | <b>40,78</b> | 682    | 37,30 | X     | 40,78 |   |   |    |
| 5.   | 468 | LOPES CANDE Natacha Filipa | 2007 | POR    | <b>39,46</b> | 657    | 31,89 | 38,18 | 39,46 |   |   |    |
| 6.   | 286 | KRISZT Sarolta Maria       | 2006 | HUN    | <b>39,09</b> | 650    | X     | 39,09 | 31,30 |   |   |    |
| 7.   | 185 | VIRJONEN Enni              | 2007 | FIN    | <b>35,52</b> | 582    | 31,22 | 35,52 | 34,70 |   |   |    |
| 8.   | 105 | VAVRINOVA Klara            | 2007 | CZE    | <b>35,30</b> | 577    | 35,30 | 28,32 | 29,86 |   |   |    |
| 9.   | 419 | AMUNDSEN Susanne Tveit     | 2007 | NOR    | <b>33,78</b> | 548    | 33,78 | 31,61 | 27,03 |   |   | SB |
| 10.  | 371 | HOFMANE Anna Gabriela      | 2006 | LAT    | <b>33,04</b> | 534    | 32,28 | 30,41 | 33,04 |   |   | PB |
| 11.  | 523 | OMERZU Tinkara             | 2006 | SLO    | <b>30,83</b> | 492    | 26,93 | 30,83 | 22,49 |   |   | PB |
| 12.  | 210 | NDOUMA-MONA Zola           | 2007 | FRA    | <b>30,04</b> | 477    | 30,04 | 24,70 | X     |   |   |    |
| 13.  | 116 | THOSTRUP Aurora Suarez Alv | 2006 | DEN    | <b>29,29</b> | 463    | 29,29 | 28,18 | 28,80 |   |   |    |
| 14.  | 63  | MUSLADIN Marta             | 2006 | CRO    | <b>28,83</b> | 454    | 26,78 | 26,57 | 28,83 |   |   |    |
| 15.  | 587 | VANOVA Ema                 | 2007 | SVK    | <b>28,10</b> | 441    | 28,10 | 26,70 | 26,57 |   |   |    |
| 16.  | 15  | SPERR Maxima               | 2006 | AUT    | <b>22,20</b> | 330    | X     | 22,20 | X     |   |   |    |

Legend: NM - no result, DNF - did not finish, DQ - disqualified, DNS - did not start, r - retired



## 17. European Youth Olympic Festival

### Maribor, 24. - 29.07.2023

#### heptathlon, 800 m

**7 of 7**

**Heat: 1** Start: 27.07.2023, 18:24

| Pos. | Bib | Surname, name              | Born | Nation | Result         | Points |    |
|------|-----|----------------------------|------|--------|----------------|--------|----|
| 1.   | 419 | AMUNDSEN Susanne Tveit     | 2007 | NOR    | <b>2:24,16</b> | 768    |    |
| 2.   | 105 | VAVRINOVA Klara            | 2007 | CZE    | <b>2:28,04</b> | 718    | PB |
| 3.   | 587 | VANOVA Ema                 | 2007 | SVK    | <b>2:28,90</b> | 707    | PB |
| 4.   | 468 | LOPES CANDE Natacha Filipa | 2007 | POR    | <b>2:29,33</b> | 701    |    |
| 5.   | 63  | MUSLADIN Marta             | 2006 | CRO    | <b>2:31,27</b> | 677    |    |
| 6.   | 116 | THOSTRUP Aurora Suarez Alv | 2006 | DEN    | <b>2:34,24</b> | 641    |    |
| 7.   | 15  | SPERR Maxima               | 2006 | AUT    | <b>2:36,13</b> | 618    |    |
| 8.   | 523 | OMERZU Tinkara             | 2006 | SLO    | <b>2:40,91</b> | 562    |    |

**Heat: 2** Start: 27.07.2023, 18:32

| Pos. | Bib | Surname, name         | Born | Nation | Result         | Points |    |
|------|-----|-----------------------|------|--------|----------------|--------|----|
| 1.   | 286 | KRISZT Sarolta Maria  | 2006 | HUN    | <b>2:15,50</b> | 886    | PB |
| 2.   | 150 | HAMBIDGE Viola        | 2006 | EST    | <b>2:15,94</b> | 880    |    |
| 3.   | 560 | ACKLIN Lucia Ursina   | 2006 | SUI    | <b>2:20,84</b> | 812    | PB |
| 4.   | 185 | VIRJONEN Enni         | 2007 | FIN    | <b>2:23,51</b> | 776    | PB |
| 5.   | 371 | HOFMANE Anna Gabriela | 2006 | LAT    | <b>2:27,15</b> | 729    | PB |
| 6.   | 638 | ZAITSEVA Albina       | 2006 | UKR    | <b>2:28,34</b> | 714    |    |
| 7.   | 210 | NDOUMA-MONA Zola      | 2007 | FRA    | <b>2:37,81</b> | 598    |    |
| 8.   | 314 | SILKENA Enya          | 2007 | IRL    | <b>2:43,49</b> | 533    | L  |

#### heptathlon, 800 m

**summary**

| Pos. | Bib | Surname, name                  | Born | Nation | Result         | Points |    |
|------|-----|--------------------------------|------|--------|----------------|--------|----|
| 1.   | 286 | KRISZT Sarolta Maria           | 2006 | HUN    | <b>2:15,50</b> | 886    | PB |
| 2.   | 150 | HAMBIDGE Viola                 | 2006 | EST    | <b>2:15,94</b> | 880    |    |
| 3.   | 560 | ACKLIN Lucia Ursina            | 2006 | SUI    | <b>2:20,84</b> | 812    | PB |
| 4.   | 185 | VIRJONEN Enni                  | 2007 | FIN    | <b>2:23,51</b> | 776    | PB |
| 5.   | 419 | AMUNDSEN Susanne Tveit         | 2007 | NOR    | <b>2:24,16</b> | 768    |    |
| 6.   | 371 | HOFMANE Anna Gabriela          | 2006 | LAT    | <b>2:27,15</b> | 729    | PB |
| 7.   | 105 | VAVRINOVA Klara                | 2007 | CZE    | <b>2:28,04</b> | 718    | PB |
| 8.   | 638 | ZAITSEVA Albina                | 2006 | UKR    | <b>2:28,34</b> | 714    |    |
| 9.   | 587 | VANOVA Ema                     | 2007 | SVK    | <b>2:28,90</b> | 707    | PB |
| 10.  | 468 | LOPES CANDE Natacha Filipa     | 2007 | POR    | <b>2:29,33</b> | 701    |    |
| 11.  | 63  | MUSLADIN Marta                 | 2006 | CRO    | <b>2:31,27</b> | 677    |    |
| 12.  | 116 | THOSTRUP Aurora Suarez Alvarez | 2006 | DEN    | <b>2:34,24</b> | 641    |    |
| 13.  | 15  | SPERR Maxima                   | 2006 | AUT    | <b>2:36,13</b> | 618    |    |
| 14.  | 210 | NDOUMA-MONA Zola               | 2007 | FRA    | <b>2:37,81</b> | 598    |    |
| 15.  | 523 | OMERZU Tinkara                 | 2006 | SLO    | <b>2:40,91</b> | 562    |    |
| 16.  | 314 | SILKENA Enya                   | 2007 | IRL    | <b>2:43,49</b> | 533    | L  |

L - Lane Infringement (Rules 17.4.3 and 17.4.4 of the Technical Rules)

Legend: NM - no result, DNF - did not finish, DQ - disqualified, DNS - did not start, r - retired



# 17. European Youth Olympic Festival

## Maribor, 24. - 29.07.2023

### heptathlon

| Surname, name/<br>Pos. Bib Nation     | Points      | 100H       | HJ      | SP      | 200 m      | LJ        | JT      | 800 m   |
|---------------------------------------|-------------|------------|---------|---------|------------|-----------|---------|---------|
| <b>KRISZT Sarolta Maria</b>           | <b>5830</b> | 13,81 -1,5 | 1,66    | 12,59   | 24,08 -0,2 | 5,87 +2,2 | 39,09   | 2:15,50 |
| <b>1. 286 HUN</b>                     |             | 1005 2.    | 806 4.  | 700 7.  | 973 1.     | 810 3.    | 650 6.  | 886 1.  |
| <b>ACKLIN Lucia Ursina</b>            | <b>5808</b> | 14,28 -1,8 | 1,66    | 14,11   | 24,94 -0,2 | 5,99 +2,2 | 42,34   | 2:20,84 |
| <b>2. 560 SUI</b>                     |             | 939 5.     | 806 9.  | 801 1.  | 892 3.     | 846 2.    | 712 2.  | 812 3.  |
| <b>VIRJONEN Enni</b>                  | <b>5633</b> | 13,75 -1,8 | 1,66    | 13,93   | 24,75 -0,2 | 5,69 +0,5 | 35,52   | 2:23,51 |
| <b>3. 185 FIN</b>                     |             | 1014 1.    | 806 8.  | 789 2.  | 910 2.     | 756 6.    | 582 7.  | 776 4.  |
| <b>HAMBIDGE Viola</b>                 | <b>5578</b> | 14,01 -1,2 | 1,63    | 12,23   | 24,94 -0,2 | 5,50 +1,2 | 40,78   | 2:15,94 |
| <b>4. 150 EST</b>                     |             | 977 3.     | 771 12. | 676 9.  | 892 4.     | 700 8.    | 682 4.  | 880 2.  |
| <b>ZAITSEVA Albina</b>                | <b>5409</b> | 14,50 -1,5 | 1,69    | 12,60   | 26,51 -1,2 | 5,80 +0,8 | 41,75   | 2:28,34 |
| <b>5. 638 UKR</b>                     |             | 909 8.     | 842 2.  | 701 6.  | 753 11.    | 789 4.    | 701 3.  | 714 8.  |
| <b>NDOUMA-MONA Zola</b>               | <b>5360</b> | 14,05 -1,5 | 1,69    | 13,75   | 25,73 -1,2 | 6,08 +0,9 | 30,04   | 2:37,81 |
| <b>6. 210 FRA</b>                     |             | 971 4.     | 842 3.  | 777 3.  | 821 6.     | 874 1.    | 477 12. | 598 14. |
| <b>HOFMANE Anna Gabriela</b>          | <b>5274</b> | 14,43 -1,8 | 1,66    | 12,73   | 25,96 -1,2 | 5,76 +1,1 | 33,04   | 2:27,15 |
| <b>7. 371 LAT</b>                     |             | 918 6.     | 806 6.  | 709 5.  | 801 8.     | 777 5.    | 534 10. | 729 6.  |
| <b>LOPES CANDE Natacha Filipa</b>     | <b>5118</b> | 14,99 -1,5 | 1,66    | 13,65   | 26,74 +0,3 | 5,17 +2,6 | 39,46   | 2:29,33 |
| <b>8. 468 POR</b>                     |             | 843 13.    | 806 4.  | 771 4.  | 734 14.    | 606 13.   | 657 5.  | 701 10. |
| <b>SILKENA Enya</b>                   | <b>5072</b> | 14,86 -1,2 | 1,54    | 12,46   | 25,73 -1,2 | 5,60 +5,9 | 45,37   | 2:43,49 |
| <b>9. 314 IRL</b>                     |             | 860 11.    | 666 14. | 692 8.  | 821 7.     | 729 7.    | 771 1.  | 533 16. |
| <b>VAVRINOVA Klara</b>                | <b>4988</b> | 14,46 -1,8 | 1,63    | 10,02   | 26,13 -1,2 | 5,47 +1,6 | 35,30   | 2:28,04 |
| <b>10. 105 CZE</b>                    |             | 914 7.     | 771 10. | 531 15. | 786 10.    | 691 9.    | 577 8.  | 718 7.  |
| <b>AMUNDSEN Susanne Tveit</b>         | <b>4752</b> | 15,05 -1,2 | 1,48    | 11,90   | 26,73 +0,3 | 5,20 +1,4 | 33,78   | 2:24,16 |
| <b>11. 419 NOR</b>                    |             | 835 14.    | 599 16. | 654 10. | 734 13.    | 614 12.   | 548 9.  | 768 5.  |
| <b>VANOVA Ema</b>                     | <b>4729</b> | 14,65 -1,8 | 1,48    | 11,40   | 25,63 -0,2 | 5,30 +2,9 | 28,10   | 2:28,90 |
| <b>12. 587 SVK</b>                    |             | 888 10.    | 599 17. | 621 12. | 830 5.     | 643 10.   | 441 15. | 707 9.  |
| <b>MUSLADIN Marta</b>                 | <b>4654</b> | 15,70 -1,2 | 1,75    | 10,93   | 28,04 +0,3 | 5,28 +1,3 | 28,83   | 2:31,27 |
| <b>13. 63 CRO</b>                     |             | 751 17.    | 916 1.  | 591 14. | 628 16.    | 637 11.   | 454 14. | 677 11. |
| <b>THOSTRUP Aurora Suarez Alvarez</b> | <b>4578</b> | 15,22 -1,2 | 1,54    | 11,10   | 26,08 -1,2 | 5,16 +0,6 | 29,29   | 2:34,24 |
| <b>14. 116 DEN</b>                    |             | 813 15.    | 666 14. | 602 13. | 790 9.     | 603 14.   | 463 13. | 641 12. |
| <b>OMERZU Tinkara</b>                 | <b>4544</b> | 14,61 -1,5 | 1,63    | 9,18    | 26,57 +0,3 | 5,15 +1,4 | 30,83   | 2:40,91 |
| <b>15. 523 SLO</b>                    |             | 894 9.     | 771 10. | 476 17. | 748 12.    | 601 15.   | 492 11. | 562 15. |
| <b>SPERR Maxima</b>                   | <b>4320</b> | 15,24 -1,2 | 1,66    | 9,33    | 27,49 +0,3 | 5,14 +2,6 | 22,20   | 2:36,13 |
| <b>16. 15 AUT</b>                     |             | 810 16.    | 806 7.  | 486 16. | 672 15.    | 598 16.   | 330 16. | 618 13. |
| <b>BACK Alva Malin Susanna Margit</b> | <b>2150</b> | 14,97 -1,5 | 1,54    | 11,65   | DNS        |           |         |         |
| <b>17. 592 SWE</b>                    |             | 846 12.    | 666 13. | 638 11. |            |           |         |         |
| <b>HINKELMANN Anna Nicole</b>         | <b>566</b>  | DNF -1,8   | 1,45    | DNS     |            |           |         |         |
| <b>18. 233 GER</b>                    |             |            | 566 18. |         |            |           |         |         |

100H: 100 m hurdles, HJ: high jump, SP: shot put, LJ: long jump, JT: javelin throw



# 17. European Youth Olympic Festival

## Maribor, 24. - 29.07.2023

27.07.2023

### boys (U18), triple jump

Round 1

CR: 15,56 Anvar Zeynalzade (AZE) 2007

Group: 1

Start: 27.07.2023, 11:57 End time: 12:14

| Pos. | Bib | Surname, name               | Born | Nation | Result         | 1     | 2     | 3     | 4 | 5 | 6 |    |
|------|-----|-----------------------------|------|--------|----------------|-------|-------|-------|---|---|---|----|
| 1.   | 337 | ROCCHI Aldo                 | 2006 | ITA    | <b>15,10</b> Q | 15,10 |       |       |   |   |   | SB |
|      |     |                             |      |        | +1,5           | +1,5  |       |       |   |   |   |    |
| 2.   | 601 | COLAK Emre                  | 2007 | TUR    | <b>15,07</b> Q | X     | 15,07 |       |   |   |   | PB |
|      |     |                             |      |        | +1,4           | +0,3  | +1,4  |       |   |   |   |    |
| 3.   | 247 | GKARTSIOS Ioannis           | 2006 | GRE    | <b>15,03</b> Q | 15,03 |       |       |   |   |   |    |
|      |     |                             |      |        | +3,7           | +3,7  |       |       |   |   |   |    |
| 4.   | 121 | DORADO LOPEZ Carlos         | 2006 | ESP    | <b>14,63</b> Q | 14,63 |       |       |   |   |   |    |
|      |     |                             |      |        | +1,3           | +1,3  |       |       |   |   |   |    |
| 5.   | 224 | OSAZEE Peter Osasele Opeol  | 2006 | GER    | <b>14,52</b> Q | 14,30 | 14,52 |       |   |   |   | PB |
|      |     |                             |      |        | +2,1           | +1,0  | +2,1  |       |   |   |   |    |
| 6.   | 47  | FIRMINO Zinga Rafael Barbos | 2007 | BUL    | <b>14,44</b> q | 14,44 | 12,88 | 14,05 |   |   |   | PB |
|      |     |                             |      |        | -0,4           | -0,4  | +2,3  | +2,0  |   |   |   |    |
| 7.   | 556 | MEIER Simon Marvin          | 2006 | SUI    | <b>13,91</b>   | 13,32 | 13,91 | 11,05 |   |   |   |    |
|      |     |                             |      |        | +1,8           | +0,3  | +1,8  | +1,3  |   |   |   |    |
| 8.   | 377 | BALKAUSKAS Adanas           | 2006 | LTU    | <b>13,20</b>   | 13,00 | 13,20 | 13,07 |   |   |   | SB |
|      |     |                             |      |        | +2,3           | -0,3  | +2,3  | +0,1  |   |   |   |    |

Group: 2

Start: 27.07.2023, 11:57 End time: 12:18

| Pos. | Bib | Surname, name            | Born | Nation | Result         | 1     | 2     | 3     | 4 | 5 | 6 |    |
|------|-----|--------------------------|------|--------|----------------|-------|-------|-------|---|---|---|----|
| 1.   | 195 | NZOUNGOU Jeremie         | 2006 | FRA    | <b>14,96</b> Q | 14,96 |       |       |   |   |   |    |
|      |     |                          |      |        | -0,4           | -0,4  |       |       |   |   |   |    |
| 2.   | 479 | ESANU Mihnea             | 2006 | ROU    | <b>14,80</b> Q | 14,80 |       |       |   |   |   |    |
|      |     |                          |      |        | +2,3           | +2,3  |       |       |   |   |   |    |
| 3.   | 67  | ASHDJIAN Antranik Sarkis | 2006 | CYP    | <b>14,49</b> q | 14,49 | r     |       |   |   |   | SB |
|      |     |                          |      |        | +2,4           | +2,4  |       |       |   |   |   |    |
| 4.   | 165 | PIIRAINEN Niklas         | 2006 | FIN    | <b>14,33</b> q | 14,21 | 14,30 | 14,33 |   |   |   | PB |
|      |     |                          |      |        | +3,6           | +2,6  | +2,3  | +3,6  |   |   |   |    |
| 5.   | 360 | GAILITIS Aleksis         | 2006 | LAT    | <b>14,32</b> q | X     | X     | 14,32 |   |   |   |    |
|      |     |                          |      |        | +1,4           | +0,8  | +3,7  | +1,4  |   |   |   |    |
| 5.   | 624 | BULICH Ivan              | 2006 | UKR    | <b>14,32</b> q | X     | X     | 14,32 |   |   |   |    |
|      |     |                          |      |        | -0,1           | +1,8  | +2,5  | -0,1  |   |   |   |    |
| 7.   | 390 | LASSINE Glenn            | 2006 | LUX    | <b>14,10</b>   | 14,01 | 14,10 | 14,04 |   |   |   |    |
|      |     |                          |      |        | +2,8           | +2,3  | +2,8  | +1,8  |   |   |   |    |
| 8.   | 506 | NOGRASEK Luka            | 2007 | SLO    | <b>14,04</b>   | 13,80 | 14,04 | 13,77 |   |   |   | PB |
|      |     |                          |      |        | +1,6           | +1,6  | +1,6  | +2,0  |   |   |   |    |

Legend: NM - no result, DNF - did not finish, DQ - disqualified, DNS - did not start, r - retired





# 17. European Youth Olympic Festival

## Maribor, 24. - 29.07.2023

### boys (U18), pole vault

**Final**

CR: 5,31 Robert Renner (SLO) 2011

Start: 27.07.2023, 17:16 End time: 20:00

| Pos. | Bib | Surname, name               | Born | Nation | Result      |    |
|------|-----|-----------------------------|------|--------|-------------|----|
| 1.   | 127 | MARCO FANTOVA Fabio         | 2006 | ESP    | <b>5,10</b> |    |
| 2.   | 147 | POHLAK Karl Kristjan        | 2006 | EST    | <b>5,05</b> | PB |
| 3.   | 248 | KRIARAS Pavlos              | 2006 | GRE    | <b>5,05</b> | PB |
| 4.   | 189 | COUREL Jules                | 2006 | FRA    | <b>5,00</b> |    |
| 5.   | 328 | BEFANI Riccardo             | 2006 | ITA    | <b>4,80</b> |    |
| 6.   | 86  | PAPADIMITRIU Nikolas Spiros | 2006 | CZE    | <b>4,70</b> |    |
| 7.   | 380 | GUSTAS Kasparas             | 2007 | LTU    | <b>4,70</b> | PB |
| 8.   | 502 | CIGLENECKI Brin             | 2006 | SLO    | <b>4,70</b> |    |
| 8.   | 160 | JARVENPAA Tommi             | 2006 | FIN    | <b>4,70</b> |    |
| 10.  | 30  | PHILTJENS Ylio              | 2006 | BEL    | <b>4,50</b> |    |
| 11.  | 321 | MIRKIN Nikita               | 2007 | ISR    | <b>4,50</b> |    |
| 11.  | 8   | RUDORFER Julius             | 2007 | AUT    | <b>4,50</b> |    |
| 13.  | 270 | FADGYAS Vilmos Adam         | 2007 | HUN    | <b>4,50</b> |    |
| 14.  | 48  | KIROV Yordan Radoslavov     | 2007 | BUL    | <b>4,35</b> |    |
|      | 230 | ZIMMER Jakob Willi          | 2006 | GER    | <b>NM</b>   |    |

|                                | 400 | 420 | 435 | 450 | 460 | 470 | 480 | 490 | 500 | 505 | 510 | 515 |
|--------------------------------|-----|-----|-----|-----|-----|-----|-----|-----|-----|-----|-----|-----|
| 1. MARCO FANTOVA Fabio         | -   | -   | -   | -   | -   | XO  | -   | XXO | O   | X-  | O   | XXX |
| 2. POHLAK Karl Kristjan        | -   | -   | -   | -   | O   | -   | O   | O   | XO  | O   | XXX |     |
| 3. KRIARAS Pavlos              | -   | -   | -   | -   | -   | O   | -   | XXO | X-  | O   | XX- | X   |
| 4. COUREL Jules                | -   | -   | -   | -   | -   | O   | -   | O   | XO  | X-  | XX  |     |
| 5. BEFANI Riccardo             | -   | -   | -   | -   | O   | -   | XXO | XXX |     |     |     |     |
| 6. PAPADIMITRIU Nikolas Spiros | -   | -   | O   | O   | O   | O   | XXX |     |     |     |     |     |
| 7. GUSTAS Kasparas             | -   | -   | O   | O   | O   | XO  | XXX |     |     |     |     |     |
| 8. CIGLENECKI Brin             | -   | -   | O   | -   | XO  | XO  | XXX |     |     |     |     |     |
| 8. JARVENPAA Tommi             | -   | -   | -   | XO  | O   | XO  | XXX |     |     |     |     |     |
| 10. PHILTJENS Ylio             | -   | -   | -   | O   | -   | XXX |     |     |     |     |     |     |
| 11. MIRKIN Nikita              | -   | O   | -   | XO  | XXX |     |     |     |     |     |     |     |
| 11. RUDORFER Julius            | -   | O   | O   | XO  | XXX |     |     |     |     |     |     |     |
| 13. FADGYAS Vilmos Adam        | O   | O   | XO  | XO  | XXX |     |     |     |     |     |     |     |
| 14. KIROV Yordan Radoslavov    | -   | O   | O   | XXX |     |     |     |     |     |     |     |     |
| ZIMMER Jakob Willi             | XXX |     |     |     |     |     |     |     |     |     |     |     |

Legend: NM - no result, DNF - did not finish, DQ - disqualified, DNS - did not start, r - retired



## 17. European Youth Olympic Festival

### Maribor, 24. - 29.07.2023

#### boys (U18), long jump

**Final**

CR: 7,56 Yassin Guellet (BEL) 1991

Start: 27.07.2023, 18:02 End time: 19:10

| Pos. | Bib | Surname, name           | Born | Nation | Result      | 1    | 2    | 3    | 4    | 5    | 6    |    |
|------|-----|-------------------------|------|--------|-------------|------|------|------|------|------|------|----|
| 1.   | 85  | MEINDLSCHMID Petr       | 2006 | CZE    | <b>7,90</b> | 7,42 | 6,76 | 7,14 | 7,47 | 7,66 | 7,90 | CR |
|      |     |                         |      |        | +3,7        | -0,2 | +2,3 | +1,8 | -0,3 | +2,4 | +3,7 |    |
| 2.   | 186 | ARMANT SORDET James     | 2006 | FRA    | <b>7,45</b> | 6,92 | 7,45 | X    | X    | X    | X    | PB |
|      |     |                         |      |        | +1,8        | +0,1 | +1,8 | +3,4 | +3,1 | +4,0 | +1,0 |    |
| 3.   | 483 | POPESCU Cristian-Marius | 2006 | ROU    | <b>7,27</b> | 7,07 | 7,13 | 5,34 | 2,74 | 7,27 | X    |    |
|      |     |                         |      |        | +0,9        | +1,3 | +1,5 | +1,8 | -0,3 | +0,9 | +0,9 |    |
| 4.   | 143 | JÖGI Janre              | 2006 | EST    | <b>7,23</b> | 7,05 | 7,23 | 5,67 | 6,87 | X    | X    | PB |
|      |     |                         |      |        | +0,0        | +3,2 | +0,0 | +2,3 | +0,7 | +2,1 | +0,4 |    |
| 5.   | 360 | GAILITIS Aleksis        | 2006 | LAT    | <b>7,20</b> | X    | X    | 6,97 | 7,20 | 6,79 | 6,84 | PB |
|      |     |                         |      |        | +3,1        | +3,1 | +1,8 | +1,2 | +3,1 | +0,3 | +0,4 |    |
| 6.   | 335 | MARTINELLI Rocco        | 2006 | ITA    | <b>7,14</b> | 6,89 | 7,14 | 6,84 | 6,74 | X    | 6,94 |    |
|      |     |                         |      |        | +0,5        | +2,2 | +0,5 | +2,9 | +1,2 | +0,3 | +1,9 |    |
| 7.   | 412 | JOHNSEN Anthony Ommunds | 2007 | NOR    | <b>7,08</b> | X    | 7,08 | 6,99 | 7,06 | 7,06 | X    | PB |
|      |     |                         |      |        | +1,0        | +1,6 | +1,0 | +0,6 | +1,4 | +1,3 | +1,2 |    |
| 8.   | 298 | KENT Michael            | 2007 | IRL    | <b>7,02</b> | 6,70 | 6,68 | 7,02 | 6,81 | 6,79 | X    | PB |
|      |     |                         |      |        | +2,9        | +2,7 | +0,7 | +2,9 | +2,0 | +4,8 | +3,1 |    |
| 9.   | 228 | VOELKEL Fritz           | 2006 | GER    | <b>6,95</b> | 6,29 | 6,68 | 6,95 |      |      |      |    |
|      |     |                         |      |        | +1,7        | +1,0 | +2,9 | +1,7 |      |      |      |    |
| 10.  | 271 | HAJDU Aron              | 2007 | HUN    | <b>6,93</b> | 6,93 | X    | X    |      |      |      | PB |
|      |     |                         |      |        | +0,8        | +0,8 | +1,7 | +1,2 |      |      |      |    |
| 11.  | 504 | DUHOVNIK Maks           | 2006 | SLO    | <b>5,23</b> | 5,23 | r    |      |      |      |      |    |
|      |     |                         |      |        | +0,7        | +0,7 |      |      |      |      |      |    |
| 12.  | 440 | WILCZEWSKI Jakub        | 2006 | POL    | <b>3,91</b> | X    | X    | 3,91 |      |      |      |    |
|      |     |                         |      |        | +1,3        | +2,0 | +0,8 | +1,3 |      |      |      |    |

#### boys (U18), discus throw

**Round 1**

CR: 72,31 Mykyta Nesterenko (UKR) 2007

Group: 1

Start: 27.07.2023, 18:46 End time: 19:07

| Pos. | Bib | Surname, name         | Born | Nation | Result         | 1     | 2     | 3     | 4 | 5 | 6 |    |
|------|-----|-----------------------|------|--------|----------------|-------|-------|-------|---|---|---|----|
| 1.   | 437 | RODZIAK Jakub         | 2007 | POL    | <b>60,82 Q</b> | X     | X     | 60,82 |   |   |   | PB |
| 2.   | 269 | DOBO Zsombor          | 2006 | HUN    | <b>56,34 Q</b> | X     | X     | 56,34 |   |   |   |    |
| 3.   | 628 | LYSTOPAD Yaroslav     | 2007 | UKR    | <b>56,09 Q</b> | 56,09 |       |       |   |   |   |    |
| 4.   | 188 | CONJUNGO-TAUMHAS Samu | 2006 | FRA    | <b>56,07 Q</b> | X     | 56,07 |       |   |   |   |    |
| 5.   | 32  | VAN RAEMDONCK Kamiel  | 2006 | BEL    | <b>55,95 q</b> | 54,22 | 55,93 | 55,95 |   |   |   | PB |
| 6.   | 365 | MARKUS Raits          | 2006 | LAT    | <b>52,36</b>   | 51,16 | 52,36 | 51,28 |   |   |   |    |
| 7.   | 589 | FREDMAN Paul Ludvig   | 2006 | SWE    | <b>52,19</b>   | 50,98 | 52,19 | 50,35 |   |   |   |    |
| 8.   | 229 | WOLZENBURG William    | 2006 | GER    | <b>51,76</b>   | X     | X     | 51,76 |   |   |   |    |
| 9.   | 215 | MARTKOPLISHVILI Vazha | 2006 | GEO    | <b>43,12</b>   | X     | X     | 43,12 |   |   |   |    |

Legend: NM - no result, DNF - did not finish, DQ - disqualified, DNS - did not start, r - retired

## 17. European Youth Olympic Festival

### Maribor, 24. - 29.07.2023

**Group: 2**

Start: 27.07.2023, 19:35    End time: 19:58

| Pos. | Bib | Surname, name        | Born | Nation | Result         | 1     | 2     | 3     | 4 | 5 | 6 |    |
|------|-----|----------------------|------|--------|----------------|-------|-------|-------|---|---|---|----|
| 1.   | 482 | MOTORCA Mihai-Damian | 2006 | ROU    | <b>59,17</b> Q | 54,26 | 53,98 | 59,17 |   |   |   | SB |
| 2.   | 295 | CRAMPTON Cian        | 2007 | IRL    | <b>57,65</b> Q | 57,65 |       |       |   |   |   | PB |
| 3.   | 82  | JAROLIMEK David      | 2006 | CZE    | <b>57,36</b> Q | 54,04 | 54,99 | 57,36 |   |   |   |    |
| 4.   | 532 | CARNOISKI Filip      | 2006 | SRB    | <b>56,82</b> Q | 52,26 | 56,82 |       |   |   |   | PB |
| 5.   | 163 | LAMPINEN Mico        | 2006 | FIN    | <b>55,13</b> q | X     | X     | 55,13 |   |   |   |    |
| 6.   | 508 | RAJHER Andraz        | 2006 | SLO    | <b>54,47</b> q | 53,51 | X     | 54,47 |   |   |   | PB |
| 7.   | 395 | CUTCOVETCHI Denis    | 2007 | MDA    | <b>53,59</b> q | 49,94 | 53,59 | 53,39 |   |   |   |    |
| 8.   | 149 | RANNIK Benjamin      | 2006 | EST    | <b>53,36</b>   | 53,36 | X     | X     |   |   |   | PB |

### boys (U18), discus throw

### summary

| Pos. | Bib | Surname, name           | Born | Nation | Result         | Points |
|------|-----|-------------------------|------|--------|----------------|--------|
| 1.   | 437 | RODZIAK Jakub           | 2007 | POL    | <b>60,82</b> Q | PB     |
| 2.   | 482 | MOTORCA Mihai-Damian    | 2006 | ROU    | <b>59,17</b> Q | SB     |
| 3.   | 295 | CRAMPTON Cian           | 2007 | IRL    | <b>57,65</b> Q | PB     |
| 4.   | 82  | JAROLIMEK David         | 2006 | CZE    | <b>57,36</b> Q |        |
| 5.   | 532 | CARNOISKI Filip         | 2006 | SRB    | <b>56,82</b> Q | PB     |
| 6.   | 269 | DOBO Zsombor            | 2006 | HUN    | <b>56,34</b> Q |        |
| 7.   | 628 | LYSTOPAD Yaroslav       | 2007 | UKR    | <b>56,09</b> Q |        |
| 8.   | 188 | CONJUNGO-TAUMHAS Samuel | 2006 | FRA    | <b>56,07</b> Q |        |
| 9.   | 32  | VAN RAEMDONCK Kamiel    | 2006 | BEL    | <b>55,95</b> q | PB     |
| 10.  | 163 | LAMPINEN Mico           | 2006 | FIN    | <b>55,13</b> q |        |
| 11.  | 508 | RAJHER Andraz           | 2006 | SLO    | <b>54,47</b> q | PB     |
| 12.  | 395 | CUTCOVETCHI Denis       | 2007 | MDA    | <b>53,59</b> q |        |
| 13.  | 149 | RANNIK Benjamin         | 2006 | EST    | <b>53,36</b>   | PB     |
| 14.  | 365 | MARKUS Raits            | 2006 | LAT    | <b>52,36</b>   |        |
| 15.  | 589 | FREDMAN Paul Ludvig     | 2006 | SWE    | <b>52,19</b>   |        |
| 16.  | 229 | WOLZENBURG William      | 2006 | GER    | <b>51,76</b>   |        |
| 17.  | 215 | MARTKOPLISHVILI Vazha   | 2006 | GEO    | <b>43,12</b>   |        |

### boys (U18), 200 m

### Final

**CR: 20,98 Ramil Guliyev (AZE) 2007**
**Wind: +1,5 m/s**

Start: 27.07.2023, 19:59

| Pos. | Bib | Surname, name             | Born | Nation | Result       | React Time |    |
|------|-----|---------------------------|------|--------|--------------|------------|----|
| 1.   | 554 | EGHAGHA Akira Mogbejumire | 2007 | SUI    | <b>21,07</b> | 0,152      | PB |
| 2.   | 383 | VASILIAUSKAS Danielius    | 2006 | LTU    | <b>21,20</b> | 0,222      | PB |
| 3.   | 460 | DOS SANTOS AFONSO Pedro   | 2007 | POR    | <b>21,41</b> | 0,195      | PB |
| 4.   | 431 | BRYLOWSKI Fabian          | 2007 | POL    | <b>21,61</b> | 0,213      |    |
| 5.   | 123 | FITO PEREZ Rodrigo        | 2006 | ESP    | <b>21,64</b> | 0,193      |    |
| 6.   | 300 | MARTIN Donal              | 2006 | IRL    | <b>21,69</b> | 0,163      | PB |
| 7.   | 627 | KRAVETS Dmytro            | 2006 | UKR    | <b>21,72</b> | 0,228      |    |
| 8.   | 90  | VICH Milan                | 2006 | CZE    | <b>22,24</b> | 0,182      |    |

Legend: NM - no result, DNF - did not finish, DQ - disqualified, DNS - did not start, r - retired



# 17. European Youth Olympic Festival

## Maribor, 24. - 29.07.2023

### girls (U18), javelin throw

**Round 1**

CR: 60,09 Carolina Visca (ITA) 2015

**Group: 1**

Start: 27.07.2023, 10:00 End time: 10:16

| Pos. | Bib | Surname, name          | Born | Nation | Result         | 1     | 2     | 3     | 4 | 5 | 6 |
|------|-----|------------------------|------|--------|----------------|-------|-------|-------|---|---|---|
| 1.   | 180 | NELIMARKKA Rebecca     | 2006 | FIN    | <b>54,89 Q</b> | 54,89 |       |       |   |   |   |
| 2.   | 157 | VÄÄT Heti              | 2006 | EST    | <b>49,65 q</b> | 48,64 | 49,65 | 48,87 |   |   |   |
| 3.   | 239 | MELZNER Ronja Michaela | 2006 | GER    | <b>49,41 q</b> | 49,41 | X     | 47,65 |   |   |   |
| 4.   | 373 | LAZDINA Elza           | 2006 | LAT    | <b>44,64 q</b> | 44,64 | 40,44 | 40,73 |   |   |   |
| 5.   | 283 | ILLYES Greta           | 2006 | HUN    | <b>44,17 q</b> | 38,50 | 41,83 | 44,17 |   |   |   |
| 6.   | 387 | NAVIKAITE Orinta       | 2006 | LTU    | <b>43,44 q</b> | X     | 43,44 | 43,19 |   |   |   |
| 7.   | 9   | HALLER Leonie Zoe      | 2007 | AUT    | <b>41,59</b>   | 41,59 | X     | 40,47 |   |   |   |

**Group: 2**

Start: 27.07.2023, 10:56 End time: 11:15

| Pos. | Bib | Surname, name           | Born | Nation | Result         | 1     | 2     | 3     | 4 | 5 | 6  |
|------|-----|-------------------------|------|--------|----------------|-------|-------|-------|---|---|----|
| 1.   | 58  | BARBIC Vita             | 2007 | CRO    | <b>54,11 Q</b> | 54,11 |       |       |   |   |    |
| 2.   | 204 | DANET Leila             | 2006 | FRA    | <b>51,72 q</b> | 43,85 | 51,72 | -     |   |   | PB |
| 3.   | 444 | KATA Magdalena          | 2006 | POL    | <b>50,15 q</b> | 39,65 | 50,15 | -     |   |   |    |
| 4.   | 98  | LIEBLOVA Tereza         | 2006 | CZE    | <b>49,46 q</b> | 46,29 | 47,45 | 49,46 |   |   |    |
| 5.   | 562 | CAPPAUL Selina          | 2006 | SUI    | <b>46,56 q</b> | 46,56 | 41,41 | X     |   |   |    |
| 6.   | 141 | VALCARCEL RODRIGUEZ Ing | 2006 | ESP    | <b>43,42 q</b> | 43,42 | 42,86 | 41,10 |   |   |    |
| 7.   | 612 | AKDOGAN Nisanur         | 2007 | TUR    | <b>38,05</b>   | 38,05 | X     | X     |   |   |    |
| 8.   | 496 | SOMAY Doris Patricia    | 2006 | ROU    | <b>35,33</b>   | 35,33 | X     | 28,15 |   |   |    |

### girls (U18), javelin throw

**summary**

| Pos. | Bib | Surname, name              | Born | Nation | Result         | Points |
|------|-----|----------------------------|------|--------|----------------|--------|
| 1.   | 180 | NELIMARKKA Rebecca         | 2006 | FIN    | <b>54,89 Q</b> |        |
| 2.   | 58  | BARBIC Vita                | 2007 | CRO    | <b>54,11 Q</b> |        |
| 3.   | 204 | DANET Leila                | 2006 | FRA    | <b>51,72 q</b> | PB     |
| 4.   | 444 | KATA Magdalena             | 2006 | POL    | <b>50,15 q</b> |        |
| 5.   | 157 | VÄÄT Heti                  | 2006 | EST    | <b>49,65 q</b> |        |
| 6.   | 98  | LIEBLOVA Tereza            | 2006 | CZE    | <b>49,46 q</b> |        |
| 7.   | 239 | MELZNER Ronja Michaela     | 2006 | GER    | <b>49,41 q</b> |        |
| 8.   | 562 | CAPPAUL Selina             | 2006 | SUI    | <b>46,56 q</b> |        |
| 9.   | 373 | LAZDINA Elza               | 2006 | LAT    | <b>44,64 q</b> |        |
| 10.  | 283 | ILLYES Greta               | 2006 | HUN    | <b>44,17 q</b> |        |
| 11.  | 387 | NAVIKAITE Orinta           | 2006 | LTU    | <b>43,44 q</b> |        |
| 12.  | 141 | VALCARCEL RODRIGUEZ Ingrid | 2006 | ESP    | <b>43,42 q</b> |        |
| 13.  | 9   | HALLER Leonie Zoe          | 2007 | AUT    | <b>41,59</b>   |        |
| 14.  | 612 | AKDOGAN Nisanur            | 2007 | TUR    | <b>38,05</b>   |        |
| 15.  | 496 | SOMAY Doris Patricia       | 2006 | ROU    | <b>35,33</b>   |        |

Legend: NM - no result, DNF - did not finish, DQ - disqualified, DNS - did not start, r - retired



# 17. European Youth Olympic Festival

## Maribor, 24. - 29.07.2023

### girls (U18), shot put

### Round 1

CR: 19,12 Corrie de Bruin (NED) 1993

#### Group: 1

Start: 27.07.2023, 09:57 End time: 10:15

| Pos. | Bib | Surname, name             | Born | Nation | Result         | 1     | 2     | 3     | 4 | 5 | 6 |
|------|-----|---------------------------|------|--------|----------------|-------|-------|-------|---|---|---|
| 1.   | 179 | MANTYLA Ella              | 2006 | FIN    | <b>16,15</b> Q | 14,95 | 16,15 |       |   |   |   |
| 2.   | 38  | THIAM Nafy                | 2007 | BEL    | <b>16,01</b> Q | 16,01 |       |       |   |   |   |
| 3.   | 446 | MICHALOWSKA Julia         | 2006 | POL    | <b>15,78</b> Q | 14,90 | 15,78 |       |   |   |   |
| 4.   | 561 | ANYAMELE Chinonyerem Step | 2006 | SUI    | <b>14,67</b> q | X     | 13,77 | 14,67 |   |   |   |
| 5.   | 636 | PONOMARENKO Mariia        | 2006 | UKR    | <b>14,52</b> q | 14,06 | 14,52 | X     |   |   |   |
| 6.   | 290 | PAP Kincso                | 2006 | HUN    | <b>13,78</b>   | X     | X     | 13,78 |   |   |   |
| 7.   | 399 | PATIURCA Cristina         | 2007 | MDA    | <b>13,64</b>   | 13,64 | 12,77 | 13,01 |   |   |   |
| 8.   | 491 | FIRTALA Adina Ionela      | 2007 | ROU    | <b>13,09</b>   | 13,09 | X     | X     |   |   |   |

#### Group: 2

Start: 27.07.2023, 9:59 End time: 10:21

| Pos. | Bib | Surname, name          | Born | Nation | Result         | 1     | 2     | 3     | 4 | 5 | 6  |
|------|-----|------------------------|------|--------|----------------|-------|-------|-------|---|---|----|
| 1.   | 204 | DANET Leila            | 2006 | FRA    | <b>15,99</b> Q | 15,99 |       |       |   |   | PB |
| 2.   | 99  | MACHOVA Karolina       | 2006 | CZE    | <b>15,38</b> q | 14,60 | 14,70 | 15,38 |   |   |    |
| 3.   | 260 | RAFALIDOU Maria        | 2007 | GRE    | <b>15,27</b> q | X     | 15,27 | X     |   |   |    |
| 4.   | 346 | NALESSO Anita          | 2007 | ITA    | <b>14,87</b> q | 14,20 | X     | 14,87 |   |   |    |
| 5.   | 618 | OZCAN Ozlem            | 2007 | TUR    | <b>14,72</b> q | 13,81 | 14,32 | 14,72 |   |   |    |
| 6.   | 424 | RAMSLIEN Helene Mariel | 2006 | NOR    | <b>14,61</b> q | 14,51 | 14,58 | 14,61 |   |   |    |
| 7.   | 515 | JERIC Karla            | 2006 | SLO    | <b>13,92</b> q | 13,92 | 13,34 | 13,39 |   |   |    |
| 8.   | 24  | HAJIZADA Sakina        | 2006 | AZE    | <b>12,89</b>   | 12,62 | 12,89 | X     |   |   |    |

Legend: NM - no result, DNF - did not finish, DQ - disqualified, DNS - did not start, r - retired





# 17. European Youth Olympic Festival

## Maribor, 24. - 29.07.2023

### girls (U18), shot put

### summary

| Pos. | Bib | Surname, name                  | Born | Nation | Result         | Points |
|------|-----|--------------------------------|------|--------|----------------|--------|
| 1.   | 179 | MANTYLA Ella                   | 2006 | FIN    | <b>16,15</b> Q |        |
| 2.   | 38  | THIAM Nafy                     | 2007 | BEL    | <b>16,01</b> Q |        |
| 3.   | 204 | DANET Leila                    | 2006 | FRA    | <b>15,99</b> Q | PB     |
| 4.   | 446 | MICHALOWSKA Julia              | 2006 | POL    | <b>15,78</b> Q |        |
| 5.   | 99  | MACHOVA Karolina               | 2006 | CZE    | <b>15,38</b> q |        |
| 6.   | 260 | RAFAILIDOU Maria               | 2007 | GRE    | <b>15,27</b> q |        |
| 7.   | 346 | NALESSO Anita                  | 2007 | ITA    | <b>14,87</b> q |        |
| 8.   | 618 | OZCAN Ozlem                    | 2007 | TUR    | <b>14,72</b> q |        |
| 9.   | 561 | ANYAMELE Chinonyerem Stephanie | 2006 | SUI    | <b>14,67</b> q |        |
| 10.  | 424 | RAMSLIEN Helene Mariel         | 2006 | NOR    | <b>14,61</b> q |        |
| 11.  | 636 | PONOMARENKO Mariia             | 2006 | UKR    | <b>14,52</b> q |        |
| 12.  | 515 | JERIC Karla                    | 2006 | SLO    | <b>13,92</b> q |        |
| 13.  | 290 | PAP Kincso                     | 2006 | HUN    | <b>13,78</b>   |        |
| 14.  | 399 | PATIURCA Cristina              | 2007 | MDA    | <b>13,64</b>   |        |
| 15.  | 491 | FIRTALA Adina Ionela           | 2007 | ROU    | <b>13,09</b>   |        |
| 16.  | 24  | HAJIZADA Sakina                | 2006 | AZE    | <b>12,89</b>   |        |

### girls (U18), 100 m hurdles

### Round 1

CR: 13,23 Nooralotta Neziri (FIN) 2009

Heat: 1 Wind: +0,6 m/s Start: 27.07.2023, 10:19

| Pos. | Bib | Surname, name         | Born | Nation | Result         | React Time |
|------|-----|-----------------------|------|--------|----------------|------------|
| 1.   | 349 | PIZZATO Sofia         | 2006 | ITA    | <b>13,40</b> Q | 0,188 PB   |
| 2.   | 455 | ZAJAC Zuzanna         | 2006 | POL    | <b>13,56</b> Q | 0,257      |
| 3.   | 565 | IKEZU Elina Ifechukwu | 2006 | SUI    | <b>13,78</b> q | 0,186      |
| 4.   | 37  | SONNEVILLE Camille    | 2006 | BEL    | <b>13,79</b>   | 0,164      |
| 5.   | 540 | MILINKOVIC Lena       | 2006 | SRB    | <b>14,28</b>   | 0,209      |
| 6.   | 324 | MALAKHOV Alina        | 2006 | ISR    | <b>14,32</b>   | 0,241 PB   |
| 7.   | 397 | FIERARU Diana         | 2006 | MDA    | <b>15,59</b>   | 0,173      |

Heat: 2 Wind: +1,4 m/s Start: 27.07.2023, 10:29

| Pos. | Bib | Surname, name          | Born | Nation | Result         | React Time   |
|------|-----|------------------------|------|--------|----------------|--------------|
| 1.   | 209 | MONTAUBAN Laura        | 2006 | FRA    | <b>13,54</b> Q | 0,200        |
| 2.   | 238 | MEHRINGER Lea          | 2006 | GER    | <b>13,73</b> Q | 0,180        |
| 3.   | 174 | DJUSKO Maria           | 2007 | FIN    | <b>13,91</b>   | 0,187        |
| 4.   | 152 | MATSALU Pia Lauren     | 2007 | EST    | <b>14,03</b>   | 0,166 PB     |
| 5.   | 76  | MOSETTI Isabella Sofia | 2007 | CYP    | <b>14,53</b>   | 0,157 14,527 |
| 6.   | 530 | CASADEI Chiara         | 2007 | SMR    | <b>17,69</b>   | 0,181        |
|      | 102 | POSTULKOVA Petra       | 2007 | CZE    | <b>DQ</b>      | TR16.8       |

Legend: NM - no result, DNF - did not finish, DQ - disqualified, DNS - did not start, r - retired





# 17. European Youth Olympic Festival

## Maribor, 24. - 29.07.2023

Heat: 3 Wind: +0,8 m/s Start: 27.07.2023, 10:34

| Pos. | Bib | Surname, name       | Born | Nation | Result         | React Time |        |
|------|-----|---------------------|------|--------|----------------|------------|--------|
| 1.   | 66  | WILD Mia            | 2006 | CRO    | <b>13,37</b> Q | 0,163      | PB     |
| 2.   | 525 | SEKNE Hana          | 2007 | SLO    | <b>13,64</b> Q | 0,176      |        |
| 3.   | 581 | FRLICKOVA Laura     | 2007 | SVK    | <b>13,69</b> q | 0,151      |        |
| 4.   | 370 | CIRULE Elizabete    | 2007 | LAT    | <b>14,02</b>   | 0,209      | PB     |
| 5.   | 313 | O NEILL Veronica    | 2006 | IRL    | <b>14,16</b>   | 0,166      |        |
| 6.   | 2   | VINALS CALIXTO Alba | 2007 | AND    | <b>14,53</b>   | 0,221      | 14,523 |
| 7.   | 421 | GUNDERSEN Lea Alise | 2006 | NOR    | <b>15,73</b>   | 0,218      |        |

### girls (U18), 100 m hurdles summary

| Pos. | Bib | Surname, name          | Born | Nation | Result         | Points |        |
|------|-----|------------------------|------|--------|----------------|--------|--------|
| 1.   | 66  | WILD Mia               | 2006 | CRO    | <b>13,37</b> Q | +0,8   | PB     |
| 2.   | 349 | PIZZATO Sofia          | 2006 | ITA    | <b>13,40</b> Q | +0,6   | PB     |
| 3.   | 209 | MONTAUBAN Laura        | 2006 | FRA    | <b>13,54</b> Q | +1,4   |        |
| 4.   | 455 | ZAJAC Zuzanna          | 2006 | POL    | <b>13,56</b> Q | +0,6   |        |
| 5.   | 525 | SEKNE Hana             | 2007 | SLO    | <b>13,64</b> Q | +0,8   |        |
| 6.   | 581 | FRLICKOVA Laura        | 2007 | SVK    | <b>13,69</b> q | +0,8   |        |
| 7.   | 238 | MEHRINGER Lea          | 2006 | GER    | <b>13,73</b> Q | +1,4   |        |
| 8.   | 565 | IKEZU Elina Ifechukwu  | 2006 | SUI    | <b>13,78</b> q | +0,6   |        |
| 9.   | 37  | SONNEVILLE Camille     | 2006 | BEL    | <b>13,79</b>   | +0,6   |        |
| 10.  | 174 | DJUSKO Maria           | 2007 | FIN    | <b>13,91</b>   | +1,4   |        |
| 11.  | 370 | CIRULE Elizabete       | 2007 | LAT    | <b>14,02</b>   | +0,8   | PB     |
| 12.  | 152 | MATSALU Pia Lauren     | 2007 | EST    | <b>14,03</b>   | +1,4   | PB     |
| 13.  | 313 | O NEILL Veronica       | 2006 | IRL    | <b>14,16</b>   | +0,8   |        |
| 14.  | 540 | MILINKOVIC Lena        | 2006 | SRB    | <b>14,28</b>   | +0,6   |        |
| 15.  | 324 | MALAKHOV Alina         | 2006 | ISR    | <b>14,32</b>   | +0,6   | PB     |
| 16.  | 2   | VINALS CALIXTO Alba    | 2007 | AND    | <b>14,53</b>   | +0,8   | 14,523 |
| 17.  | 76  | MOSETTI Isabella Sofia | 2007 | CYP    | <b>14,53</b>   | +1,4   | 14,527 |
| 18.  | 397 | FIERARU Diana          | 2006 | MDA    | <b>15,59</b>   | +0,6   |        |
| 19.  | 421 | GUNDERSEN Lea Alise    | 2006 | NOR    | <b>15,73</b>   | +0,8   |        |
| 20.  | 530 | CASADEI Chiara         | 2007 | SMR    | <b>17,69</b>   | +1,4   |        |
|      | 102 | POSTULKOVA Petra       | 2007 | CZE    | <b>DQ</b>      | +1,4   | TR16.8 |

TR16.8 - false start

Legend: NM - no result, DNF - did not finish, DQ - disqualified, DNS - did not start, r - retired



# 17. European Youth Olympic Festival

## Maribor, 24. - 29.07.2023

### girls (U18), 800 m

### Round 1

CR: 2:05,26 Olena Sidorska (UKR) 2011

Heat: 1 Start: 27.07.2023, 10:58

| Pos. | Bib | Surname, name         | Born | Nation | Result         |      |
|------|-----|-----------------------|------|--------|----------------|------|
| 1.   | 92  | HOLUBOVA Adela        | 2007 | CZE    | <b>2:07,91</b> | Q    |
| 2.   | 547 | RAJIC Masa            | 2007 | SRB    | <b>2:08,86</b> | Q PB |
| 3.   | 173 | CEDER Elle            | 2006 | FIN    | <b>2:10,13</b> |      |
| 4.   | 17  | STOEHR Suri           | 2007 | AUT    | <b>2:12,23</b> |      |
| 5.   | 448 | NOWAK-LAZEWSKA Dorota | 2007 | POL    | <b>2:14,73</b> |      |
| 6.   | 385 | BUBINAITE Vilte       | 2007 | LTU    | <b>2:15,02</b> | PB   |

Heat: 2 Start: 27.07.2023, 11:07

| Pos. | Bib | Surname, name       | Born | Nation | Result         |   |
|------|-----|---------------------|------|--------|----------------|---|
| 1.   | 342 | DE NONI Lorenza     | 2006 | ITA    | <b>2:09,19</b> | Q |
| 2.   | 136 | MITJANS MUNOZ Marta | 2006 | ESP    | <b>2:09,30</b> | Q |
| 3.   | 211 | PEROTIN Rose        | 2006 | FRA    | <b>2:09,71</b> | q |
| 4.   | 308 | FITZGERALD Saoirse  | 2007 | IRL    | <b>2:11,84</b> |   |
| 5.   | 398 | LASCUL Camilla      | 2007 | MDA    | <b>2:20,02</b> |   |
| 6.   | 518 | KRAMBERGER Ana      | 2007 | SLO    | <b>2:22,97</b> |   |

Heat: 3 Start: 27.07.2023, 11:15

| Pos. | Bib | Surname, name       | Born | Nation | Result         |      |
|------|-----|---------------------|------|--------|----------------|------|
| 1.   | 262 | ROUSSOU Ioulianna   | 2007 | GRE    | <b>2:08,64</b> | Q    |
| 2.   | 566 | ISSLER Natalia Luna | 2006 | SUI    | <b>2:09,00</b> | Q    |
| 3.   | 60  | GALIC Olja          | 2006 | CRO    | <b>2:09,02</b> | q PB |
| 4.   | 594 | CERNJUL Carmen      | 2007 | SWE    | <b>2:09,74</b> |      |
| 5.   | 284 | KIS Petra Sara      | 2006 | HUN    | <b>2:11,43</b> |      |
| 6.   | 357 | GASHI Gerta         | 2007 | KOS    | <b>2:36,47</b> |      |

Legend: NM - no result, DNF - did not finish, DQ - disqualified, DNS - did not start, r - retired



# 17. European Youth Olympic Festival

## Maribor, 24. - 29.07.2023

### girls (U18), 800 m

### summary

| Pos. | Bib | Surname, name         | Born | Nation | Result           | Points |
|------|-----|-----------------------|------|--------|------------------|--------|
| 1.   | 92  | HOLUBOVA Adela        | 2007 | CZE    | <b>2:07,91</b> Q |        |
| 2.   | 262 | ROUSSOU Ioulianna     | 2007 | GRE    | <b>2:08,64</b> Q |        |
| 3.   | 547 | RAJIC Masa            | 2007 | SRB    | <b>2:08,86</b> Q | PB     |
| 4.   | 566 | ISSLER Natalia Luna   | 2006 | SUI    | <b>2:09,00</b> Q |        |
| 5.   | 60  | GALIC Olja            | 2006 | CRO    | <b>2:09,02</b> q | PB     |
| 6.   | 342 | DE NONI Lorenza       | 2006 | ITA    | <b>2:09,19</b> Q |        |
| 7.   | 136 | MITJANS MUNOZ Marta   | 2006 | ESP    | <b>2:09,30</b> Q |        |
| 8.   | 211 | PEROTIN Rose          | 2006 | FRA    | <b>2:09,71</b> q |        |
| 9.   | 594 | CERNJUL Carmen        | 2007 | SWE    | <b>2:09,74</b>   |        |
| 10.  | 173 | CEDER Elle            | 2006 | FIN    | <b>2:10,13</b>   |        |
| 11.  | 284 | KIS Petra Sara        | 2006 | HUN    | <b>2:11,43</b>   |        |
| 12.  | 308 | FITZGERALD Saoirse    | 2007 | IRL    | <b>2:11,84</b>   |        |
| 13.  | 17  | STOEHR Suri           | 2007 | AUT    | <b>2:12,23</b>   |        |
| 14.  | 448 | NOWAK-LAZEWSKA Dorota | 2007 | POL    | <b>2:14,73</b>   |        |
| 15.  | 385 | BUBINAITE Vilte       | 2007 | LTU    | <b>2:15,02</b>   | PB     |
| 16.  | 398 | LASCUL Camilla        | 2007 | MDA    | <b>2:20,02</b>   |        |
| 17.  | 518 | KRAMBERGER Ana        | 2007 | SLO    | <b>2:22,97</b>   |        |
| 18.  | 357 | GASHI Gerta           | 2007 | KOS    | <b>2:36,47</b>   |        |

### girls (U18), hammer throw

### Final

CR: 72,35 Silja Kosonen (FIN) 2019

Start: 27.07.2023, 16:45 End time: 18:03

| Pos. | Bib | Surname, name           | Born | Nation | Result       | 1     | 2     | 3     | 4     | 5     | 6     |
|------|-----|-------------------------|------|--------|--------------|-------|-------|-------|-------|-------|-------|
| 1.   | 177 | KARHA Pinja             | 2007 | FIN    | <b>67,29</b> | X     | X     | 67,29 | 60,88 | 67,20 | 62,84 |
| 2.   | 212 | ROUGETET Marie          | 2006 | FRA    | <b>66,17</b> | 61,55 | 62,47 | 66,17 | 63,77 | X     | X     |
| 3.   | 236 | MARRWITZ Johanna        | 2006 | GER    | <b>65,38</b> | X     | 65,38 | X     | 62,36 | 62,19 | X     |
| 4.   | 137 | SALES VALLES Andrea     | 2006 | ESP    | <b>64,24</b> | 64,24 | 61,84 | 63,82 | X     | 62,96 | 64,10 |
| 5.   | 281 | FERTIG Fanni            | 2007 | HUN    | <b>62,51</b> | 62,51 | X     | 61,96 | 61,26 | X     | 58,64 |
| 6.   | 75  | DIMITRIOU Antri         | 2006 | CYP    | <b>62,07</b> | 60,86 | 61,43 | 60,78 | X     | 62,07 | 61,54 |
| 7.   | 372 | JANSENA Karina          | 2006 | LAT    | <b>60,72</b> | X     | 59,46 | 60,72 | X     | X     | X     |
| 8.   | 33  | BEERNAERT Manon         | 2007 | BEL    | <b>59,90</b> | X     | 58,61 | 59,90 | X     | X     | 57,05 |
| 9.   | 96  | KOLLAROVICOVA Alexandra | 2006 | CZE    | <b>59,56</b> | 59,14 | X     | 59,56 |       |       |       |
| 10.  | 595 | KAMGA Patricia Laroche  | 2006 | SWE    | <b>59,14</b> | X     | X     | 59,14 |       |       |       |
| 11.  | 114 | HOEGSBRO Nynne Gaarde   | 2006 | DEN    | <b>57,82</b> | X     | 52,00 | 57,82 |       |       |       |
| 12.  | 259 | POULLI Paraskevi        | 2006 | GRE    | <b>57,42</b> | X     | 57,42 | 57,15 |       |       |       |
| 13.  | 10  | HUBER Alexandra         | 2006 | AUT    | <b>54,50</b> | 48,64 | 53,33 | 54,50 |       |       |       |
| 14.  | 493 | IACOB Alexandra Maria   | 2006 | ROU    | <b>54,29</b> | 54,29 | X     | X     |       |       |       |
| 15.  | 517 | KOVACIC Zala            | 2007 | SLO    | <b>53,37</b> | X     | X     | 53,37 |       |       |       |
| 16.  | 45  | PRASLJIVIC Najla        | 2006 | BIH    | <b>50,81</b> | 50,81 | 48,67 | 49,88 |       |       |       |
|      | 537 | AMIDZIC Mina            | 2007 | SRB    | <b>NM</b>    | X     | X     | X     |       |       |       |

Legend: NM - no result, DNF - did not finish, DQ - disqualified, DNS - did not start, r - retired

# 17. European Youth Olympic Festival

## Maribor, 24. - 29.07.2023

**girls (U18), 400 m hurdles**

**Final**

CR: 56,54 Alexandra Stefania U (ROU)

25.07.2023

Start: 27.07.2023, 18:00

| Pos. | Bib | Surname, name           | Born | Nation | Result         | React Time |        |
|------|-----|-------------------------|------|--------|----------------|------------|--------|
| 1.   | 634 | MASHANIENKOVA Olha      | 2006 | UKR    | <b>56,28</b>   | 0,363      | CR, PB |
| 2.   | 499 | UTA Alexandra Stefania  | 2007 | ROU    | <b>56,31</b>   | 0,250      | PB     |
| 3.   | 213 | TUMBA Meta              | 2006 | FRA    | <b>57,10</b>   | 0,417      | PB     |
| 4.   | 442 | GADAJSKA Wiktoria Anna  | 2006 | POL    | <b>59,04</b>   | 0,176      | PB     |
| 5.   | 133 | MADARIAGA HUEGUN Itsaso | 2007 | ESP    | <b>59,11</b>   | 0,270      | PB     |
| 6.   | 234 | KAUL Emma               | 2006 | GER    | <b>59,51</b>   | 0,208      | PB     |
| 7.   | 62  | KOSCAK Jana             | 2006 | CRO    | <b>59,95</b>   | 0,378      |        |
| 8.   | 354 | VALENSIN Elisa          | 2007 | ITA    | <b>1:18,64</b> | 0,365      |        |

Legend: NM - no result, DNF - did not finish, DQ - disqualified, DNS - did not start, r - retired



# 17. European Youth Olympic Festival

## Maribor, 24. - 29.07.2023

### girls (U18), high jump

### Round 1

CR: 1,89 Svetlana Lapina (RUS) 1995

Group: 1

Start: 27.07.2023, 18:33 End time: 19:10

| Pos. | Bib | Surname, name              | Born | Nation | Result        |
|------|-----|----------------------------|------|--------|---------------|
| 1.   | 154 | SMIRNOVA Valeria           | 2006 | EST    | <b>1,70 q</b> |
| 1.   | 241 | OBETA Ella Oluchi          | 2006 | GER    | <b>1,70 q</b> |
| 1.   | 450 | SLODZINSKA Maja            | 2006 | POL    | <b>1,70 q</b> |
| 4.   | 256 | MICHAILIDOU Nikoleta       | 2006 | GRE    | <b>1,70 q</b> |
| 5.   | 369 | BERZINA Loreta             | 2007 | LAT    | <b>1,70 q</b> |
| 6.   | 172 | AALTO Aino                 | 2006 | FIN    | <b>1,65 q</b> |
| 7.   | 526 | SEVCNIKAR Eva              | 2007 | SLO    | <b>1,65</b>   |
| 8.   | 40  | VAN LAERE Svea             | 2007 | BEL    | <b>1,65</b>   |
| 9.   | 317 | EINARSDOTTIR Soley Kristin | 2007 | ISL    | <b>1,55</b>   |

155 160 165 170

|                               |   |     |    |     |
|-------------------------------|---|-----|----|-----|
| 1. SMIRNOVA Valeria           | - | O   | O  | O   |
| 1. OBETA Ella Oluchi          | - | -   | O  | O   |
| 1. SLODZINSKA Maja            | - | O   | O  | O   |
| 4. MICHAILIDOU Nikoleta       | - | -   | XO | XO  |
| 5. BERZINA Loreta             | - | XXO | O  | XXO |
| 6. AALTO Aino                 | - | O   | O  | XXX |
| 7. SEVCNIKAR Eva              | O | O   | XO | XXX |
| 8. VAN LAERE Svea             | - | XXO | XO | XXX |
| 9. EINARSDOTTIR Soley Kristin | O | XXX |    |     |

Legend: NM - no result, DNF - did not finish, DQ - disqualified, DNS - did not start, r - retired



# 17. European Youth Olympic Festival

## Maribor, 24. - 29.07.2023

Group: 2

Start: 27.07.2023, 18:32 End time: 19:08

| Pos. | Bib | Surname, name            | Born | Nation | Result        |
|------|-----|--------------------------|------|--------|---------------|
| 1.   | 572 | WEBER Celine Anna        | 2006 | SUI    | <b>1,70 q</b> |
| 1.   | 280 | BATORI Lilianna          | 2007 | HUN    | <b>1,70 q</b> |
| 1.   | 11  | KRIFKA Christiane        | 2006 | AUT    | <b>1,70 q</b> |
| 1.   | 50  | SARABOYUKOVA Iren Petkov | 2006 | BUL    | <b>1,70 q</b> |
| 5.   | 207 | MARQUIS LAINE Jade       | 2006 | FRA    | <b>1,70 q</b> |
| 6.   | 544 | PEJATOVIC Nikolina       | 2006 | SRB    | <b>1,70 q</b> |
| 7.   | 312 | O CONNOR Tara            | 2007 | IRL    | <b>1,65</b>   |
| 8.   | 619 | OZGUL Damla              | 2006 | TUR    | <b>1,60</b>   |

155 160 165 170 173

|                              |   |    |     |     |
|------------------------------|---|----|-----|-----|
| 1. WEBER Celine Anna         | - | -  | O   | O   |
| 1. BATORI Lilianna           | - | -  | O   | O   |
| 1. KRIFKA Christiane         | - | O  | O   | O   |
| 1. SARABOYUKOVA Iren Petkova | - | -  | O   | O   |
| 5. MARQUIS LAINE Jade        | - | -  | O   | XO  |
| 6. PEJATOVIC Nikolina        | O | XO | XO  | XXO |
| 7. O CONNOR Tara             | - | XO | XXO | XXX |
| 8. OZGUL Damla               | - | XO | XXX |     |

### girls (U18), high jump

### summary

| Pos. | Bib | Surname, name              | Born | Nation | Result        | Points |
|------|-----|----------------------------|------|--------|---------------|--------|
| 1.   | 280 | BATORI Lilianna            | 2007 | HUN    | <b>1,70 q</b> |        |
| 1.   | 572 | WEBER Celine Anna          | 2006 | SUI    | <b>1,70 q</b> |        |
| 1.   | 50  | SARABOYUKOVA Iren Petkova  | 2006 | BUL    | <b>1,70 q</b> |        |
| 1.   | 154 | SMIRNOVA Valeria           | 2006 | EST    | <b>1,70 q</b> |        |
| 1.   | 450 | SLODZINSKA Maja            | 2006 | POL    | <b>1,70 q</b> |        |
| 1.   | 241 | OBETA Ella Oluchi          | 2006 | GER    | <b>1,70 q</b> |        |
| 1.   | 11  | KRIFKA Christiane          | 2006 | AUT    | <b>1,70 q</b> |        |
| 8.   | 207 | MARQUIS LAINE Jade         | 2006 | FRA    | <b>1,70 q</b> |        |
| 9.   | 256 | MICHAILIDOU Nikoleta       | 2006 | GRE    | <b>1,70 q</b> |        |
| 10.  | 369 | BERZINA Loreta             | 2007 | LAT    | <b>1,70 q</b> |        |
| 10.  | 544 | PEJATOVIC Nikolina         | 2006 | SRB    | <b>1,70 q</b> |        |
| 12.  | 172 | AALTO Aino                 | 2006 | FIN    | <b>1,65 q</b> |        |
| 13.  | 526 | SEVCNIKAR Eva              | 2007 | SLO    | <b>1,65</b>   |        |
| 14.  | 40  | VAN LAERE Svea             | 2007 | BEL    | <b>1,65</b>   |        |
| 15.  | 312 | O CONNOR Tara              | 2007 | IRL    | <b>1,65</b>   |        |
| 16.  | 619 | OZGUL Damla                | 2006 | TUR    | <b>1,60</b>   |        |
| 17.  | 317 | EINARSDOTTIR Soley Kristin | 2007 | ISL    | <b>1,55</b>   |        |

Legend: NM - no result, DNF - did not finish, DQ - disqualified, DNS - did not start, r - retired

## 17. European Youth Olympic Festival

### Maribor, 24. - 29.07.2023

#### girls (U18), 2.000 m steeplechase

**Final**

CR: 6:39,02    *Blanka Doerfel*    (GER)    2019

Start: 27.07.2023, 19:11

| Pos. | Bib | Surname, name             | Born | Nation | Result         |        |
|------|-----|---------------------------|------|--------|----------------|--------|
| 1.   | 94  | JAROSOVA Karolina         | 2006 | CZE    | <b>6:23,58</b> | CR, PB |
| 2.   | 427 | VIE Andrea Nygaard        | 2006 | NOR    | <b>6:33,99</b> | PB     |
| 3.   | 597 | SOEDERLUND LARSSON Maj    | 2007 | SWE    | <b>6:36,01</b> | PB     |
| 4.   | 202 | BASTIDE Valentine         | 2007 | FRA    | <b>6:43,27</b> | PB     |
| 5.   | 240 | MILLER Lera               | 2007 | GER    | <b>6:46,63</b> |        |
| 6.   | 522 | NOVAK Ana                 | 2006 | SLO    | <b>6:47,67</b> | PB     |
| 7.   | 539 | MEHMEDOVIC Mejra          | 2006 | SRB    | <b>6:49,48</b> | PB     |
| 8.   | 132 | GUERRERO SAHM Greta       | 2006 | ESP    | <b>6:51,46</b> |        |
| 9.   | 352 | SIDENIUS Sofia            | 2006 | ITA    | <b>6:52,15</b> | PB     |
| 10.  | 39  | VAN BREEDAM Astrid        | 2006 | BEL    | <b>7:01,22</b> |        |
| 11.  | 631 | DUBENETS Daria            | 2007 | UKR    | <b>7:03,09</b> |        |
| 12.  | 253 | BOUGA Veroniki            | 2007 | GRE    | <b>7:05,79</b> |        |
| 13.  | 568 | RAHM Amaja Liv            | 2007 | SUI    | <b>7:11,07</b> |        |
| 14.  | 466 | CRUZ FERNANDES Maria Stel | 2006 | POR    | <b>7:11,22</b> |        |
| 15.  | 616 | KOSEOGLU Elif Naz         | 2007 | TUR    | <b>7:17,41</b> |        |
| 16.  | 155 | UHTJÄRV Bianka            | 2006 | EST    | <b>7:20,25</b> |        |
| 17.  | 175 | EMALDYNOVA Alisa          | 2006 | FIN    | <b>7:24,96</b> |        |
| 18.  | 43  | HASANBASIC Elma           | 2006 | BIH    | <b>8:01,72</b> |        |
| 19.  | 287 | KUSZKO Lara               | 2006 | HUN    | <b>8:17,35</b> |        |
|      | 449 | PAJECKA Lena Wiktorja     | 2007 | POL    | <b>DNF</b>     |        |

#### girls (U18), 200 m

**Final**

CR: 23,64    *Yekaterina Renzhina*    (RUS)    2011

**Wind: +1,3 m/s**

Start: 27.07.2023, 19:44

| Pos. | Bib | Surname, name              | Born | Nation | Result       | React Time |        |
|------|-----|----------------------------|------|--------|--------------|------------|--------|
| 1.   | 104 | TABORSKA Terezie           | 2006 | CZE    | <b>23,61</b> | 0,190      | CR, PB |
| 2.   | 454 | WOZNIAC Maja Barbara       | 2007 | POL    | <b>24,08</b> | 0,206      | PB     |
| 3.   | 153 | OTT Miia                   | 2007 | EST    | <b>24,21</b> | 0,210      | PB     |
| 4.   | 345 | MARCELLO Elisa             | 2006 | ITA    | <b>24,40</b> | 0,176      |        |
| 5.   | 36  | PETROCI CONINX Lauren      | 2007 | BEL    | <b>24,58</b> | 0,198      |        |
| 6.   | 563 | GUNTERN Geraldine Emanuell | 2006 | SUI    | <b>24,69</b> | 0,223      |        |
| 7.   | 208 | MARSILLIAC Emma            | 2007 | FRA    | <b>24,87</b> | 0,227      |        |
| 8.   | 257 | NTOUGKOU Veatriki Kalypso  | 2006 | GRE    | <b>25,00</b> | 0,214      |        |

Legend: NM - no result, DNF - did not finish, DQ - disqualified, DNS - did not start, r - retired

# 17. EUROPEAN YOUTH OLYMPIC FESTIVAL

Maribor, 24. - 29.07.2023

## RESULTS

DAY 5 28.07.2023

### ORGANIZATORJI



### NACIONALNA PARTNERJA



### GLAVNI PARTNERJI



### VELIKI PARTNERJI



### PARTNERJI



### PROJEKT PODPIRA







# 17. European Youth Olympic Festival

## Maribor, 24. - 29.07.2023

**boys (U18), 3000 m**

**Final**

CR: 8:20,69 Francisco Javier Alv (ESP) 1997

Start: 28.07.2023, 17:55

| Pos. | Bib | Surname, name         | Born | Nation | Result         |    |
|------|-----|-----------------------|------|--------|----------------|----|
| 1.   | 533 | CATOVIC Aldin         | 2007 | SRB    | <b>8:21,43</b> |    |
| 2.   | 414 | OEYEN Magnus          | 2007 | NOR    | <b>8:21,96</b> |    |
| 3.   | 124 | GAITAN MORDILLO Oscar | 2006 | ESP    | <b>8:22,25</b> | PB |
| 4.   | 487 | STEFAN Lucian-Florin  | 2006 | ROU    | <b>8:22,79</b> | PB |
| 5.   | 31  | SERRANO Sem           | 2006 | BEL    | <b>8:24,40</b> |    |
| 6.   | 605 | KARA Kiyasettin       | 2006 | TUR    | <b>8:28,64</b> |    |
| 7.   | 193 | LE BARON Come         | 2006 | FRA    | <b>8:32,80</b> |    |
| 8.   | 227 | SCHELLER David        | 2006 | GER    | <b>8:36,31</b> |    |
| 9.   | 79  | CERVINKA Adam         | 2007 | CZE    | <b>8:38,92</b> |    |
| 10.  | 56  | FRANJKOVIC Sven       | 2006 | CRO    | <b>8:43,26</b> | PB |
| 11.  | 302 | MCGLOIN Oisin         | 2006 | IRL    | <b>8:47,55</b> |    |
| 12.  | 338 | SANTELIA Fikadu       | 2006 | ITA    | <b>8:49,06</b> |    |
| 13.  | 576 | JANCIK Filip          | 2006 | SVK    | <b>8:51,15</b> |    |
|      | 428 | ABRAMCZYK Jakub       | 2006 | POL    | <b>DNF</b>     |    |

Legend: NM - no result, DNF - did not finish, DQ - disqualified, DNS - did not start, r - retired














# 17. European Youth Olympic Festival

## Maribor, 24. - 29.07.2023

Heat: 2

Start: 28.07.2023, 19:01

| Pos. | Surname, name   | Nation  | Result           | React Time |         |
|------|---|---|------------------|------------|---------|
| 1.   | HUNGARY<br>265 AUER Peter<br>268 DEAK Zalan<br>275 SARAY Peter Csaba<br>266 BODROGI Levente   |  HUN   | <b>1:54,98 Q</b> | 0,194      | SB      |
| 2.   | SWITZERLAND<br>550 BORNER Kilian Arne<br>558 RICKENBACH Jan<br>554 EGHAGHA Akira Mogbejumireyi Ayomide<br>555 GLOOR Robin Mike        |  SUI   | <b>1:55,18 Q</b> | 0,213      |         |
| 3.   | SPAIN<br>126 HERNANDEZ GOMEZ Jorge<br>123 FITO PEREZ Rodrigo<br>118 ARTIGAS MEDINA Daniel Isaias<br>119 BARCALA APARECIDA Ryan        |  ESP   | <b>1:55,54</b>   | 0,239      | SB      |
| 4.   | DENMARK<br>106 AABO Lance Christian Steffens<br>110 SKYTTE Adam Bonne<br>111 VON DE AHE Joel Frederik<br>108 NIELSEN Carl Baeckstroem |  DEN   | <b>1:55,65</b>   | 0,183      | SB      |
| 5.   | LITHUANIA<br>378 GARCINSKAS Matas<br>383 VASILIAUSKAS Danielius<br>382 KUKSTA Titas<br>381 JANARAUSKAS Matas                          |  LTU  | <b>1:57,18</b>   | 0,241      |         |
|      | GREECE<br>243 ALEXOPOULOS Nikolaos - Avgoustos<br>249 RETHYMNIO TAKIS Myron<br>252 SPANOUDAKIS Georgios<br>244 ANDREADIS Vladimiros   |  GRE | <b>DQ</b>        | 0,229      | TR24.7  |
|      | TÜRKIYE<br>603 GENÇ Emirhan<br>602 DOMBAYCI Osman<br>604 GOKGOZ Ibrahim<br>607 KESER Eren   |  TUR | <b>DQ</b>        | 0,211      | TR24.19 |

Legend: NM - no result, DNF - did not finish, DQ - disqualified, DNS - did not start, r - retired



# 17. European Youth Olympic Festival

## Maribor, 24. - 29.07.2023

Heat: 3

Start: 28.07.2023, 19:09

| Pos. | Surname, name   | Nation | Result           | React Time |          |
|------|---|--------|------------------|------------|----------|
| 1.   | ITALY<br>339 TOGNI Matteo<br>333 DOMENIS Leo Oumar<br>334 GILIBERTO Simone<br>331 DE ROCCHI Mattia                            | ITA    | <b>1:54,40 Q</b> | 0,215      | SB       |
| 2.   | SLOVENIA<br>509 RITLOP Zan<br>513 VELKAVRH Val<br>510 SKRINJAR Aljaz<br>507 OGRINC Zan  | SLO    | <b>1:54,49 Q</b> | 0,189      | 1:54,482 |
| 3.   | GERMANY<br>224 OSAZEE Peter Osasele Opeoluwa<br>221 HOLLAND MORITZ Cassian Lucas<br>218 CLAIR Leon Joel<br>216 BERGER Lucien  | GER    | <b>1:54,88 q</b> | 0,225      |          |
| 4.   | NORWAY<br>413 NORDLIE Christopher Ekene<br>416 SOLLID Elias Solheim<br>410 GRANNES PEDERSEN Even Elias<br>417 SVARHOLT Sondre | NOR    | <b>1:55,10</b>   | 0,208      |          |
| 5.   | IRELAND<br>304 OSAS Osamudiamen<br>300 MARTIN Donal<br>297 DAVITT David<br>303 O REILLY Jason                                 | IRL    | <b>1:56,45</b>   | 0,191      | SB       |
|      | CZECHIA<br>91 ZACH Matyas<br>85 MEINDLSCHMID Petr<br>89 VANA Marek<br>87 RADA Michal  | CZE    | <b>DNF</b>       | 0,212      |          |

Legend: NM - no result, DNF - did not finish, DQ - disqualified, DNS - did not start, r - retired



# 17. European Youth Olympic Festival

## Maribor, 24. - 29.07.2023

### boys (U18), medley relay

### summary

| Pos. | Bib | Surname, name | Born | Nation | Result           | Points   |
|------|-----|---------------|------|--------|------------------|----------|
| 1.   |     | FRANCE        |      | FRA    | <b>1:53,55</b> Q |          |
| 2.   |     | ITALY         |      | ITA    | <b>1:54,40</b> Q | SB       |
| 3.   |     | ROMANIA       |      | ROU    | <b>1:54,47</b> Q | SB       |
| 4.   |     | SLOVENIA      |      | SLO    | <b>1:54,49</b> Q | 1:54,482 |
| 5.   |     | PORTUGAL      |      | POR    | <b>1:54,49</b> q | 1:54,490 |
| 6.   |     | GERMANY       |      | GER    | <b>1:54,88</b> q |          |
| 7.   |     | HUNGARY       |      | HUN    | <b>1:54,98</b> Q | SB       |
| 8.   |     | POLAND        |      | POL    | <b>1:54,99</b>   |          |
| 9.   |     | NORWAY        |      | NOR    | <b>1:55,10</b>   |          |
| 10.  |     | SWITZERLAND   |      | SUI    | <b>1:55,18</b> Q |          |
| 11.  |     | SPAIN         |      | ESP    | <b>1:55,54</b>   | SB       |
| 12.  |     | DENMARK       |      | DEN    | <b>1:55,65</b>   | SB       |
| 13.  |     | ESTONIA       |      | EST    | <b>1:55,74</b>   | SB       |
| 14.  |     | IRELAND       |      | IRL    | <b>1:56,45</b>   | SB       |
| 15.  |     | LITHUANIA     |      | LTU    | <b>1:57,18</b>   |          |
|      |     | CZECHIA       |      | CZE    | <b>DNF</b>       |          |
|      |     | FINLAND       |      | FIN    | <b>DNF</b>       |          |
|      |     | TÜRKIYE       |      | TUR    | <b>DQ</b>        | TR24.19  |
|      |     | GREECE        |      | GRE    | <b>DQ</b>        | TR24.7   |

TR24.19 - starting outside the takeover zone ; TR24.7 - passing the baton outside the takeover zone (early / late takeover)

### girls (U18), 100 m hurdles

### Final

CR: 13,23 Nooralotta Neziri (FIN) 2009

Wind: +2,0 m/s

Start: 28.07.2023, 17:04

| Pos. | Bib | Surname, name         | Born | Nation | Result       | React Time |
|------|-----|-----------------------|------|--------|--------------|------------|
| 1.   | 66  | WILD Mia              | 2006 | CRO    | <b>13,22</b> | 0,165      |
| 1.   | 209 | MONTAUBAN Laura       | 2006 | FRA    | <b>13,22</b> | 0,175      |
| 3.   | 455 | ZAJAC Zuzanna         | 2006 | POL    | <b>13,22</b> | 0,204      |
| 4.   | 349 | PIZZATO Sofia         | 2006 | ITA    | <b>13,34</b> | 0,209      |
| 5.   | 525 | SEKNE Hana            | 2007 | SLO    | <b>13,46</b> | 0,164      |
| 6.   | 565 | IKEZU Elina Ifechukwu | 2006 | SUI    | <b>13,64</b> | 0,189      |
| 7.   | 581 | FRLICKOVA Laura       | 2007 | SVK    | <b>13,81</b> | 0,189      |
| 8.   | 238 | MEHRINGER Lea         | 2006 | GER    | <b>13,83</b> | 0,164      |

Legend: NM - no result, DNF - did not finish, DQ - disqualified, DNS - did not start, r - retired



# 17. European Youth Olympic Festival

## Maribor, 24. - 29.07.2023

### girls (U18), triple jump

**Final**

CR: 13,47 Kaire Leibak (EST) 2005

Start: 28.07.2023, 17:21 End time: 18:29

| Pos. | Bib | Surname, name                | Born | Nation | Result               | 1     | 2     | 3     | 4     | 5     | 6     |    |
|------|-----|------------------------------|------|--------|----------------------|-------|-------|-------|-------|-------|-------|----|
| 1.   | 351 | SARACENI Erika Giorgia Anoet | 2006 | ITA    | <b>13,42</b><br>+0,2 | X     | 13,11 | X     | 12,56 | 13,22 | 13,42 | PB |
| 2.   | 451 | SZLACHTA Olga                | 2006 | POL    | <b>13,29</b><br>+0,2 | 12,76 | 12,82 | 13,09 | 12,44 | 12,81 | 13,29 | PB |
| 3.   | 384 | BENIUSYTE Aureja             | 2006 | LTU    | <b>13,11</b><br>+0,1 | 12,72 | 12,85 | 13,02 | 12,93 | 12,76 | 13,11 | PB |
| 4.   | 635 | PIENZARIEVA Veronika         | 2006 | UKR    | <b>12,88</b><br>0,0  | 12,65 | 12,55 | X     | 12,88 | X     | 12,78 | PB |
| 5.   | 49  | BOZUKOVA Petya Mihaylova     | 2006 | BUL    | <b>12,59</b><br>+0,5 | 12,15 | 12,21 | 12,28 | 12,33 | X     | 12,59 | PB |
| 6.   | 261 | RAPTI Zoi                    | 2006 | GRE    | <b>12,42</b><br>+0,7 | 12,25 | 12,42 | 12,30 | 11,27 | X     | X     |    |
| 7.   | 599 | ULVENSTAM Lovisa             | 2006 | SWE    | <b>12,28</b><br>+0,2 | 11,20 | 11,90 | 12,17 | 11,98 | 12,28 | 12,14 |    |
| 8.   | 77  | POURIKKOU Andria             | 2006 | CYP    | <b>12,21</b><br>+0,1 | 12,21 | 12,08 | X     | X     | 11,98 | 12,02 | SB |
| 9.   | 538 | CUK Stela                    | 2007 | SRB    | <b>12,07</b><br>+1,4 | 11,97 | 11,51 | 12,07 |       |       |       |    |
| 10.  | 131 | CALONGE MARI Naida           | 2007 | ESP    | <b>12,01</b><br>+1,2 | 11,55 | X     | 12,01 |       |       |       |    |
| 11.  | 467 | FERNANDES PEREIRA Tatian     | 2006 | POR    | <b>11,90</b><br>+1,3 | 11,90 | 11,71 | 11,80 |       |       |       |    |
| 12.  | 282 | FRANCISCO-LUCAS Laura        | 2006 | HUN    | <b>11,85</b><br>+0,4 | X     | X     | 11,85 |       |       |       |    |

Legend: NM - no result, DNF - did not finish, DQ - disqualified, DNS - did not start, r - retired



# 17. European Youth Olympic Festival

## Maribor, 24. - 29.07.2023

### girls (U18), medley relay

### Round 1

CR: 2:08,53 Spain (ESP) 2019

Heat: 1 Start: 28.07.2023, 18:22

| Pos. | Surname, name   | Nation | Result           | React Time |        |
|------|---|--------|------------------|------------|--------|
| 1.   | SPAIN<br>133 MADARIAGA HUEGUN Itsaso<br>134 MARTINEZ MARTIN Laura<br>138 SERRANO SANTOS Alba<br>136 MITJANS MUNOZ Marta                           | ESP    | <b>2:10,74 Q</b> | 0,187      | SB     |
| 2.   | CROATIA<br>61 KAPAC Klara<br>62 KOSCAK Jana<br>64 PENEZIC Vita<br>66 WILD Mia   | CRO    | <b>2:11,53 Q</b> | 0,249      |        |
| 3.   | SLOVAKIA<br>580 BENDOVA Ema<br>584 HRNCAROVA Romana<br>582 GASPARKOVA Eliska<br>583 GYMERSKA Lenka  | SVK    | <b>2:11,95</b>   | 0,151      |        |
| 4.   | HUNGARY<br>291 ROZSAHEGYI Bori<br>292 SZENTGYORGYI Zita<br>288 LALIK Petra<br>284 KIS Petra Sara  | HUN    | <b>2:11,99</b>   | 0,218      |        |
| 5.   | SWITZERLAND<br>570 STUDER Lea<br>565 IKEZU Elina Ifechukwu<br>563 GUNTERN Geraldine Emanuelle<br>571 STUECKELBERGER Meret Luzia                   | SUI    | <b>2:13,17</b>   | 0,167      |        |
| 6.   | DENMARK<br>112 BJERREGAARD Klara Traberg<br>116 THOSTRUP Aurora Suarez Alvarez<br>117 VESTERGAARD Frederikke Voss<br>113 HAGIHARA Celina Foldberg | DEN    | <b>2:14,06</b>   | 0,301      | SB     |
|      | FRANCE<br>206 LOKULI Vanessa<br>208 MARSILLIAC Emma<br>203 BLANC Lisa<br>213 TUMBA Meta   | FRA    | <b>DQ</b>        |            | TR24.7 |

Legend: NM - no result, DNF - did not finish, DQ - disqualified, DNS - did not start, r - retired



## 17. European Youth Olympic Festival

### Maribor, 24. - 29.07.2023

Heat: 2

Start: 28.07.2023, 18:33

| Pos. | Surname, name   | Nation | Result           | React Time |        |
|------|---|--------|------------------|------------|--------|
| 1.   | CZECHIA<br>101 PARHOVA Ester<br>93 JANSKA Viktorie<br>104 TABORSKA Terezie<br>97 KRAMESOVA Eliska           | CZE    | <b>2:08,82 Q</b> | 0,166      | SB     |
| 2.   | GERMANY<br>238 MEHRINGER Lea<br>242 RAEPPEL Hanna<br>234 KAUL Emma<br>233 HINKELMANN Anna Nicole            | GER    | <b>2:09,87 Q</b> | 0,224      |        |
| 3.   | FINLAND<br>174 DJUSKO Maria<br>184 SIKALA Elmiina<br>176 HEIKKONEN Mila<br>183 SAVENIUS Emmi                | FIN    | <b>2:11,40</b>   | 0,201      | SB     |
| 4.   | IRELAND<br>305 COLFER Leila<br>307 DOHERTY Katie<br>311 KILROE Hollie<br>310 KIERANS Amy-Jo                 | IRL    | <b>2:11,79</b>   | 0,219      | SB     |
| 5.   | TÜRKIYE<br>614 KARABULUT Aleyna<br>615 KAYA Zeynep<br>621 YAGIZ Edibe<br>620 TULUM Edanur                   | TUR    | <b>2:13,10</b>   | 0,275      |        |
| 6.   | AUSTRIA<br>13 RAUTER Magdalena<br>16 STANDFEST Lenia<br>14 SCHMID Tabea<br>17 STOEHR Suri                   | AUT    | <b>2:14,20</b>   | 0,226      |        |
|      | POLAND<br>443 KASPRZAK Oliwia<br>454 WOZNIAK Maja Barbara<br>445 KUS Anastazja<br>449 PAJECKA Lena Wiktorja | POL    | <b>DQ</b>        |            | TR16.8 |

Legend: NM - no result, DNF - did not finish, DQ - disqualified, DNS - did not start, r - retired



## 17. European Youth Olympic Festival

### Maribor, 24. - 29.07.2023

Heat: 3

Start: 28.07.2023, 18:41

| Pos. | Surname, name  | Nation | Result           | React Time |             |
|------|--|--------|------------------|------------|-------------|
| 1.   | ITALY<br>349 PIZZATO Sofia<br>347 PAGLIARINI Alice<br>345 MARCELLO Elisa<br>354 VALENSIN Elisa                       | ITA    | <b>2:07,24</b> Q | 0,233      | SB          |
| 2.   | ROMANIA<br>498 TITA Bianca Maria<br>488 BALINT Stefania<br>489 CAPOTA Maria Denisa<br>499 UTA Alexandra Stefania     | ROU    | <b>2:07,30</b> Q | 0,314      | SB          |
| 3.   | NORWAY<br>421 GUNDERSEN Lea Alise<br>425 SKRAASTAD Mari<br>422 MURAI-UBBY Hannah Rebekah<br>418 AL-SAIDDI Line Safaa | NOR    | <b>2:09,28</b> q | 0,136      |             |
| 4.   | ESTONIA<br>152 MATSALU Pia Lauren<br>153 OTT Miia<br>156 UUSORG Mia Mireia<br>150 HAMBIDGE Viola                     | EST    | <b>2:10,04</b> q | 0,241      | SB          |
| 5.   | GREECE<br>255 LYRI Mikaela<br>257 NTOUGKOU Veatriki Kalypso<br>264 VARELA Maria<br>254 FLOUTAKOU Nelly               | GRE    | <b>2:13,24</b>   | 0,227      |             |
|      | SLOVENIA<br>525 SEKNE Hana<br>516 KERNEL Dasa<br>514 BIKAR KERN Pika<br>521 MIKLAVZIN Ina                            | SLO    | <b>DNF</b>       | 0,172      | CR18.5 (YC) |
|      | UKRAINE<br>630 BONDAR Vika<br>638 ZAITSEVA Albina<br>637 SHVAB Yelyzaveta<br>634 MASHANIENKOVA Olha                  | UKR    | <b>DQ</b>        | 0,226      | TR24.7      |

Legend: NM - no result, DNF - did not finish, DQ - disqualified, DNS - did not start, r - retired



# 17. European Youth Olympic Festival

## Maribor, 24. - 29.07.2023

### girls (U18), medley relay

### summary

| Pos. | Bib | Surname, name | Born | Nation | Result           | Points      |
|------|-----|---------------|------|--------|------------------|-------------|
| 1.   |     | ITALY         |      | ITA    | <b>2:07,24</b> Q | SB          |
| 2.   |     | ROMANIA       |      | ROU    | <b>2:07,30</b> Q | SB          |
| 3.   |     | CZECHIA       |      | CZE    | <b>2:08,82</b> Q | SB          |
| 4.   |     | NORWAY        |      | NOR    | <b>2:09,28</b> q |             |
| 5.   |     | GERMANY       |      | GER    | <b>2:09,87</b> Q |             |
| 6.   |     | ESTONIA       |      | EST    | <b>2:10,04</b> q | SB          |
| 7.   |     | SPAIN         |      | ESP    | <b>2:10,74</b> Q | SB          |
| 8.   |     | FINLAND       |      | FIN    | <b>2:11,40</b>   | SB          |
| 9.   |     | CROATIA       |      | CRO    | <b>2:11,53</b> Q |             |
| 10.  |     | IRELAND       |      | IRL    | <b>2:11,79</b>   | SB          |
| 11.  |     | SLOVAKIA      |      | SVK    | <b>2:11,95</b>   |             |
| 12.  |     | HUNGARY       |      | HUN    | <b>2:11,99</b>   |             |
| 13.  |     | TÜRKIYE       |      | TUR    | <b>2:13,10</b>   |             |
| 14.  |     | SWITZERLAND   |      | SUI    | <b>2:13,17</b>   |             |
| 15.  |     | GREECE        |      | GRE    | <b>2:13,24</b>   |             |
| 16.  |     | DENMARK       |      | DEN    | <b>2:14,06</b>   | SB          |
| 17.  |     | AUSTRIA       |      | AUT    | <b>2:14,20</b>   |             |
|      |     | SLOVENIA      |      | SLO    | <b>DNF</b>       | CR18.5 (YC) |
|      |     | FRANCE        |      | FRA    | <b>DQ</b>        | TR24.7      |
|      |     | UKRAINE       |      | UKR    | <b>DQ</b>        | TR24.7      |
|      |     | POLAND        |      | POL    | <b>DQ</b>        | TR16.8      |

CR18.5 (YC) - unsporting manner / improper conduct; TR16.8 - false start ; TR24.7 - passing the baton outside the takeover zone (early / late takeover)

### girls (U18), javelin throw

### Final

CR: 60,09 Carolina Visca (ITA) 2015

Start: 28.07.2023, 18:48 End time: 19:49

| Pos. | Bib | Surname, name           | Born | Nation | Result       | 1     | 2     | 3     | 4     | 5     | 6     |    |
|------|-----|-------------------------|------|--------|--------------|-------|-------|-------|-------|-------|-------|----|
| 1.   | 58  | BARBIC Vita             | 2007 | CRO    | <b>60,48</b> | 59,04 | 60,48 | 60,09 | 56,88 | 56,65 | 59,17 | CR |
| 2.   | 180 | NELIMARKKA Rebecca      | 2006 | FIN    | <b>58,91</b> | 52,91 | 55,00 | 57,37 | 58,91 | X     | X     |    |
| 3.   | 157 | VÄÄT Heti               | 2006 | EST    | <b>54,44</b> | 47,47 | 48,81 | 51,87 | X     | 54,44 | 53,99 | PB |
| 4.   | 562 | CAPPAUL Selina          | 2006 | SUI    | <b>52,20</b> | 52,20 | 46,47 | X     | 50,56 | 50,13 | X     |    |
| 5.   | 387 | NAVIKAITE Orinta        | 2006 | LTU    | <b>50,47</b> | X     | 48,27 | 50,47 | X     | 47,67 | 49,69 |    |
| 6.   | 98  | LIEBLOVA Tereza         | 2006 | CZE    | <b>50,47</b> | 48,80 | 45,61 | 48,55 | X     | 49,66 | 50,47 |    |
| 7.   | 204 | DANET Leila             | 2006 | FRA    | <b>49,71</b> | 46,16 | 41,52 | 49,71 | X     | 47,17 | 48,49 |    |
| 8.   | 373 | LAZDINA Elza            | 2006 | LAT    | <b>45,37</b> | 42,21 | X     | 45,37 | X     | X     | 45,28 |    |
| 9.   | 141 | VALCARCEL RODRIGUEZ Ing | 2006 | ESP    | <b>42,23</b> | X     | 42,23 | 32,84 |       |       |       |    |
| 10.  | 283 | ILLYES Greta            | 2006 | HUN    | <b>42,12</b> | 42,12 | X     | 39,02 |       |       |       |    |
| 11.  | 444 | KATA Magdalena          | 2006 | POL    | <b>41,44</b> | 40,58 | 38,54 | 41,44 |       |       |       |    |
| 12.  | 239 | MELZNER Ronja Michaela  | 2006 | GER    | <b>38,19</b> | 38,19 | 37,95 | X     |       |       |       |    |

Legend: NM - no result, DNF - did not finish, DQ - disqualified, DNS - did not start, r - retired

# 17. European Youth Olympic Festival

## Maribor, 24. - 29.07.2023

**girls (U18), race walk 5000 m**

**Final**

CR: 22:26,01 Jekaterina Mirotvort (EST) 2019

Start: 28.07.2023, 19:24

| Pos. | Bib | Surname, name          | Born | Nation  | Result          |    |
|------|-----|------------------------|------|---|-----------------|----|
| 1.   | 285 | KOVACS Alexandra       | 2006 |  HUN   | <b>22:42,91</b> |    |
| 2.   | 139 | SUAREZ PIZA Julia      | 2006 |  ESP   | <b>22:48,02</b> | PB |
| 3.   | 548 | STANKOVIC Mina         | 2006 |  SRB   | <b>22:48,30</b> | PB |
| 4.   | 201 | AUVRAY Lena            | 2006 |  FRA   | <b>22:53,54</b> |    |
| 5.   | 343 | DI FABIO Serena        | 2007 |  ITA   | <b>23:30,45</b> | PB |
| 6.   | 388 | PERVENECKAITE Juste    | 2006 |  LTU   | <b>23:37,44</b> |    |
| 7.   | 495 | POP Alessia Cristina   | 2007 |  ROU   | <b>24:22,43</b> | PB |
| 8.   | 585 | INDRISKOVA Tamara      | 2006 |  SVK   | <b>24:29,07</b> | PB |
| 9.   | 633 | LUKIANOVYCH Oksana     | 2007 |  UKR   | <b>24:29,48</b> |    |
| 10.  | 12  | MOHR Theresia Emma     | 2006 |  AUT   | <b>24:38,79</b> |    |
| 11.  | 452 | TOMASZEWSKA Paulina    | 2006 |  POL   | <b>24:49,60</b> | SB |
| 12.  | 470 | MARQUES DOS SANTOS Gab | 2006 |  POR  | <b>24:51,69</b> | SB |
| 13.  | 623 | YILMAZ Esmâ Nur        | 2007 |  TUR | <b>25:53,99</b> |    |

Legend: NM - no result, DNF - did not finish, DQ - disqualified, DNS - did not start, r - retired



# 17. EUROPEAN YOUTH OLYMPIC FESTIVAL

Maribor, 24. - 29.07.2023

## RESULTS

DAY 6 29.07.2023

### ORGANIZATORJI



### NACIONALNA PARTNERJA



### GLAVNI PARTNERJI



### VELIKI PARTNERJI



### PARTNERJI



### PROJEKT PODPIRA





# 17. European Youth Olympic Festival

## Maribor, 24. - 29.07.2023

### boys (U18), triple jump

**Final**

CR: 15,56 Anvar Zeynalzade (AZE) 2007

Start: 29.07.2023, 10:26 End time: 11:48

| Pos. | Bib | Surname, name               | Born | Nation | Result       | 1     | 2     | 3     | 4     | 5     | 6     |      |
|------|-----|-----------------------------|------|--------|--------------|-------|-------|-------|-------|-------|-------|------|
| 1.   | 247 | GKARTSIOS Ioannis           | 2006 | GRE    | <b>15,73</b> | 13,66 | 14,39 | 14,86 | 14,92 | 15,73 | 15,40 | CR   |
|      |     |                             |      |        |              | +0,2  | +1,2  | +1,0  | +0,2  | +1,0  | -0,1  |      |
| 2.   | 337 | ROCCHI Aldo                 | 2006 | ITA    | <b>15,72</b> | 14,83 | 15,03 | 15,67 | 15,38 | 15,57 | 15,72 | PB   |
|      |     |                             |      |        |              | -0,4  | +0,2  | +0,4  | +1,3  | +0,7  | +0,4  |      |
| 3.   | 195 | NZOUNGOU Jeremie            | 2006 | FRA    | <b>15,48</b> | X     | 14,26 | 15,16 | 15,48 | X     | 15,11 |      |
|      |     |                             |      |        |              | +0,9  | -0,8  | +0,7  | +1,1  | +0,9  | +0,8  | +2,0 |
| 4.   | 121 | DORADO LOPEZ Carlos         | 2006 | ESP    | <b>15,43</b> | 14,76 | X     | 15,29 | 14,50 | 14,86 | 15,43 | PB   |
|      |     |                             |      |        |              | +0,2  | +0,8  | +0,8  | +0,5  | +0,5  | +0,9  |      |
| 5.   | 624 | BULICH Ivan                 | 2006 | UKR    | <b>15,16</b> | 14,35 | 14,91 | 15,12 | 15,14 | X     | 15,16 |      |
|      |     |                             |      |        |              | -0,4  | +0,5  | +0,6  | +1,1  | +1,3  | +1,9  |      |
| 6.   | 360 | GAILITIS Aleksis            | 2006 | LAT    | <b>14,88</b> | 14,42 | X     | X     | 14,46 | 14,88 | X     | PB   |
|      |     |                             |      |        |              | +0,3  | +0,5  | +1,7  | +0,7  | +0,8  | -0,5  |      |
| 7.   | 479 | ESANU Mihnea                | 2006 | ROU    | <b>14,83</b> | 14,83 | 14,71 | 14,54 | 14,44 | 13,77 | 13,65 |      |
|      |     |                             |      |        |              | -1,0  | +0,3  | +0,3  | +0,6  | +0,6  | -0,1  |      |
| 8.   | 601 | COLAK Emre                  | 2007 | TUR    | <b>14,71</b> | 14,48 | X     | 14,62 | X     | 14,71 | X     | PB   |
|      |     |                             |      |        |              | -0,7  | +0,6  | +0,1  | +0,9  | +0,4  | +0,4  |      |
| 9.   | 224 | OSAZEE Peter Osasele Opeol  | 2006 | GER    | <b>14,23</b> | 13,29 | 14,23 | 14,21 |       |       |       |      |
|      |     |                             |      |        |              | -2,6  | +0,7  | +0,7  |       |       |       |      |
| 10.  | 47  | FIRMINO Zinga Rafael Barbos | 2007 | BUL    | <b>14,00</b> | 12,68 | 13,57 | 14,00 |       |       |       |      |
|      |     |                             |      |        |              | -0,6  | +0,4  | +0,3  |       |       |       |      |
| 11.  | 165 | PIIRAINEN Niklas            | 2006 | FIN    | <b>13,62</b> | X     | X     | 13,62 |       |       |       |      |
|      |     |                             |      |        |              | -1,4  | +0,6  | +0,7  |       |       |       |      |
|      | 67  | ASHDJIAN Antranik Sarkis    | 2006 | CYP    | <b>DNS</b>   |       |       |       |       |       |       |      |

CR - Championships record; PB - Personal best

Legend: NM - no result, DNF - did not finish, DQ - disqualified, DNS - did not start, r - retired





# 17. European Youth Olympic Festival

## Maribor, 24. - 29.07.2023

### boys (U18), medley relay

**Final**

CR: 1:53,39 Poland (POL) 2019

Start: 29.07.2023, 12:12

| Pos. | Surname, name  | Nation | Result         | React Time |             |
|------|--|--------|----------------|------------|-------------|
| 1.   | FRANCE<br>192 GHEERARDYN-RENOU Arthur<br>187 BIZASENE Ylann<br>198 REGGAD Sayf-Mohamed<br>200 VANLANDUYT Yanis                 | FRA    | <b>1:52,68</b> | 0,177      | SB          |
| 2.   | SWITZERLAND<br>550 BORNER Kilian Arne<br>558 RICKENBACH Jan<br>555 GLOOR Robin Mike<br>554 EGHAGHA Akira Mogbejumireyi Ayomide | SUI    | <b>1:53,56</b> | 0,233      | SB          |
| 3.   | ITALY<br>339 TOGNI Matteo<br>333 DOMENIS Leo Oumar<br>334 GILIBERTO Simone<br>331 DE ROCCHI Mattia                             | ITA    | <b>1:53,72</b> | 0,206      | SB          |
| 4.   | ROMANIA<br>478 DUMITRA Vlad-Gabriel<br>481 JAKAB Szilard-Samuel<br>476 DAMIAN David Stefan<br>480 IORDACHE Catalin Alexander   | ROU    | <b>1:54,77</b> | 0,170      |             |
| 5.   | HUNGARY<br>265 AUER Peter<br>268 DEAK Zalan<br>275 SARAY Peter Csaba<br>266 BODROGI Levente                                    | HUN    | <b>1:55,42</b> | 0,168      |             |
| 6.   | SLOVENIA<br>509 RITLOP Zan<br>513 VELKAVRH Val<br>510 SKRINJAR Aljaz<br>507 OGRINC Zan   | SLO    | <b>1:58,53</b> | 0,208      |             |
|      | GERMANY<br>224 OSAZEE Peter Osasele Opeoluwa<br>221 HOLLAND MORITZ Cassian Lucas<br>218 CLAIR Leon Joel<br>216 BERGER Lucien   | GER    | <b>DNF</b>     | 0,243      | TR16.5 (YC) |
|      | PORTUGAL<br>463 HRABAR Denis<br>461 DOS SANTOS REIS Andre<br>460 DOS SANTOS AFONSO Pedro<br>459 ALVES SERRAS Rui Pedro         | POR    | <b>DQ</b>      | 0,224      | TR17.2.2    |

SB - Seasons best; TR17.2.2 - jostling / obstruction

Legend: NM - no result, DNF - did not finish, DQ - disqualified, DNS - did not start, r - retired



# 17. European Youth Olympic Festival

## Maribor, 24. - 29.07.2023

### girls (U18), high jump

**Final**

CR: 1,89 Svetlana Lapina (RUS) 1995

Start: 29.07.2023, 9:57 End time: 11:28

| Pos. | Bib | Surname, name            | Born | Nation | Result      |    |
|------|-----|--------------------------|------|--------|-------------|----|
| 1.   | 241 | OBETA Ella Oluchi        | 2006 | GER    | <b>1,83</b> | PB |
| 2.   | 154 | SMIRNOVA Valeria         | 2006 | EST    | <b>1,83</b> | SB |
| 3.   | 50  | SARABOYUKOVA Iren Petkov | 2006 | BUL    | <b>1,80</b> |    |
| 4.   | 11  | KRIFKA Christiane        | 2006 | AUT    | <b>1,80</b> | PB |
| 5.   | 280 | BATORI Lilianna          | 2007 | HUN    | <b>1,77</b> |    |
| 6.   | 207 | MARQUIS LAINE Jade       | 2006 | FRA    | <b>1,77</b> |    |
| 7.   | 450 | SLODZINSKA Maja          | 2006 | POL    | <b>1,74</b> |    |
| 8.   | 256 | MICHAILIDOU Nikoleta     | 2006 | GRE    | <b>1,74</b> |    |
| 9.   | 572 | WEBER Celine Anna        | 2006 | SUI    | <b>1,74</b> |    |
| 10.  | 544 | PEJATOVIC Nikolina       | 2006 | SRB    | <b>1,70</b> |    |
| 11.  | 172 | AALTO Aino               | 2006 | FIN    | <b>1,65</b> |    |
| 12.  | 369 | BERZINA Loreta           | 2007 | LAT    | <b>1,60</b> |    |

|                         | 160 | 165 | 170 | 174 | 177 | 180 | 183 | 185 |
|-------------------------|-----|-----|-----|-----|-----|-----|-----|-----|
| 1. OBETA Ella Oluchi    | -   | O   | O   | XO  | O   | O   | XO  | XXX |
| 2. SMIRNOVA Valeria     | O   | O   | O   | O   | O   | XO  | XXO | XXX |
| 7. SLODZINSKA Maja      | -   | O   | O   | O   | XXX |     |     |     |
| 8. MICHAILIDOU Nikoleta | -   | O   | XO  | XO  | XXX |     |     |     |
| 11. AALTO Aino          | O   | O   | XXX |     |     |     |     |     |
| 12. BERZINA Loreta      | O   | XXX |     |     |     |     |     |     |

PB - Personal best; SB - Seasons best

Legend: NM - no result, DNF - did not finish, DQ - disqualified, DNS - did not start, r - retired



## 17. European Youth Olympic Festival

### Maribor, 24. - 29.07.2023

#### girls (U18), 1500 m

**Final**

CR: 4:15,46 Ciara Mageean (IRL) 2009

Start: 29.07.2023, 10:50

| Pos. | Bib | Surname, name           | Born | Nation | Result         |    |
|------|-----|-------------------------|------|--------|----------------|----|
| 1.   | 567 | KERBER Shirin Andrina   | 2006 | SUI    | <b>4:17,52</b> | PB |
| 2.   | 613 | FIDANOGLU Ayca          | 2006 | TUR    | <b>4:17,74</b> |    |
| 3.   | 527 | ZIVKO Tia Tanja         | 2006 | SLO    | <b>4:19,80</b> | PB |
| 4.   | 453 | WIERNICKA Zuzanna       | 2006 | POL    | <b>4:22,08</b> |    |
| 5.   | 490 | CONSTANTIN Lenuta       | 2007 | ROU    | <b>4:25,38</b> |    |
| 6.   | 350 | REBULI Melania          | 2006 | ITA    | <b>4:25,56</b> |    |
| 7.   | 541 | MURIC Saima             | 2006 | SRB    | <b>4:27,81</b> |    |
| 8.   | 632 | HORDIICHUK Sofiiia      | 2006 | UKR    | <b>4:29,99</b> | PB |
| 9.   | 420 | BERNTSEN Astrid Cecilie | 2007 | NOR    | <b>4:33,13</b> |    |
| 10.  | 323 | HARRIS Ayala Penina     | 2006 | ISR    | <b>4:33,68</b> | PB |
| 11.  | 375 | VANADZINA Sibilla       | 2007 | LAT    | <b>4:36,40</b> |    |
| 12.  | 469 | MACHADO PEREIRA Lara    | 2006 | POR    | <b>4:39,88</b> |    |
| 13.  | 181 | PELTOLA Inka            | 2007 | FIN    | <b>4:40,42</b> |    |
| 14.  | 151 | JANO Karmel             | 2007 | EST    | <b>4:42,89</b> |    |
| 15.  | 306 | DINAN Nicole            | 2006 | IRL    | <b>4:44,04</b> |    |
| 16.  | 376 | ZOBEL Sienna Mia        | 2007 | LIE    | <b>5:08,70</b> |    |

PB - Personal best

#### girls (U18), shot put

**Final**

CR: 19,12 Corrie de Bruin (NED) 1993

Start: 29.07.2023, 10:57 End time: 11:54

| Pos. | Bib | Surname, name             | Born | Nation | Result       | 1     | 2     | 3     | 4     | 5     | 6     |    |
|------|-----|---------------------------|------|--------|--------------|-------|-------|-------|-------|-------|-------|----|
| 1.   | 38  | THIAM Nafy                | 2007 | BEL    | <b>17,44</b> | 16,29 | 17,44 | 15,78 | 16,01 | 17,39 | X     | PB |
| 2.   | 260 | RAFALIDOU Maria           | 2007 | GRE    | <b>16,25</b> | 14,52 | X     | X     | 16,25 | X     | 15,82 |    |
| 3.   | 179 | MANTYLA Ella              | 2006 | FIN    | <b>16,22</b> | 16,22 | X     | 15,84 | 16,01 | X     | 15,96 |    |
| 4.   | 99  | MACHOVA Karolina          | 2006 | CZE    | <b>16,05</b> | 15,67 | 14,39 | 14,41 | X     | 16,05 | 13,69 |    |
| 5.   | 636 | PONOMARENKO Mariia        | 2006 | UKR    | <b>15,98</b> | 15,38 | 15,74 | 15,13 | 14,48 | 15,98 | 14,29 | PB |
| 6.   | 446 | MICHALOWSKA Julia         | 2006 | POL    | <b>15,46</b> | 14,38 | 15,16 | 15,40 | 15,46 | X     | 15,37 |    |
| 7.   | 346 | NALESSO Anita             | 2007 | ITA    | <b>14,77</b> | 14,62 | X     | 14,36 | 14,04 | 14,68 | 14,77 |    |
| 8.   | 515 | JERIC Karla               | 2006 | SLO    | <b>14,35</b> | 14,35 | 12,70 | 14,02 | 13,73 | 13,62 | 13,51 |    |
| 9.   | 618 | OZCAN Ozlem               | 2007 | TUR    | <b>14,22</b> | 13,94 | 14,22 | 14,20 |       |       |       |    |
| 10.  | 561 | ANYAMELE Chinonyerem Step | 2006 | SUI    | <b>14,17</b> | 14,17 | 14,02 | 11,73 |       |       |       |    |
| 11.  | 424 | RAMSLIEN Helene Mariel    | 2006 | NOR    | <b>14,12</b> | X     | 14,08 | 14,12 |       |       |       |    |
| 12.  | 204 | DANET Leila               | 2006 | FRA    | <b>13,97</b> | 12,37 | 13,97 | X     |       |       |       |    |

PB - Personal best

Legend: NM - no result, DNF - did not finish, DQ - disqualified, DNS - did not start, r - retired



# 17. European Youth Olympic Festival

## Maribor, 24. - 29.07.2023

**girls (U18), 800 m**

**Final**

CR: 2:05,26 Olena Sidorska (UKR) 2011

Start: 29.07.2023, 11:14

| Pos. | Bib | Surname, name       | Born | Nation | Result         |    |
|------|-----|---------------------|------|--------|----------------|----|
| 1.   | 92  | HOLUBOVA Adela      | 2007 | CZE    | <b>2:06,15</b> | PB |
| 2.   | 262 | ROUSSOU Ioulianna   | 2007 | GRE    | <b>2:06,68</b> | PB |
| 3.   | 136 | MITJANS MUNOZ Marta | 2006 | ESP    | <b>2:06,96</b> | PB |
| 4.   | 342 | DE NONI Lorenza     | 2006 | ITA    | <b>2:07,06</b> |    |
| 5.   | 547 | RAJIC Masa          | 2007 | SRB    | <b>2:07,49</b> | PB |
| 6.   | 566 | ISSLER Natalia Luna | 2006 | SUI    | <b>2:07,80</b> |    |
| 7.   | 211 | PEROTIN Rose        | 2006 | FRA    | <b>2:09,42</b> |    |
| 8.   | 60  | GALIC Olja          | 2006 | CRO    | <b>2:10,03</b> |    |

PB - Personal best

Legend: NM - no result, DNF - did not finish, DQ - disqualified, DNS - did not start, r - retired



# 17. European Youth Olympic Festival

## Maribor, 24. - 29.07.2023

### girls (U18), medley relay

**Final**

CR: 2:08,53 Spain (ESP) 2019

Start: 29.07.2023, 12:23

| Pos. | Surname, name   | Nation | Result         | React Time |             |
|------|---|--------|----------------|------------|-------------|
| 1.   | ROMANIA<br>498 TITA Bianca Maria<br>488 BALINT Stefania<br>489 CAPOTA Maria Denisa<br>499 UTA Alexandra Stefania        | ROU    | <b>2:06,13</b> | 0,350      | CR          |
| 2.   | ITALY<br>347 PAGLIARINI Alice<br>345 MARCELLO Elisa<br>353 VACCARI Valentina<br>354 VALENSIN Elisa                      | ITA    | <b>2:06,45</b> | 0,186      | CR18.5 (YC) |
| 3.   | CZECHIA<br>101 PARHOVA Ester<br>93 JANSKA Viktorie<br>104 TABORSKA Terezie<br>97 KRAMESOVA Eliska                       | CZE    | <b>2:07,16</b> | 0,170      | SB          |
| 4.   | ESTONIA<br>152 MATSALU Pia Lauren<br>153 OTT Miia<br>156 UUSORG Mia Mireia<br>150 HAMBIDGE Viola                        | EST    | <b>2:09,06</b> | 0,164      | SB          |
| 5.   | NORWAY<br>421 GUNDERSEN Lea Alise<br>425 SKRAASTAD Mari<br>422 MURAI-UBBY Hannah Rebekah<br>418 AL-SAIDDI Line Safaa    | NOR    | <b>2:09,76</b> | 0,119      |             |
| 6.   | GERMANY<br>238 MEHRINGER Lea<br>242 RAEPPEL Hanna<br>234 KAUL Emma<br>233 HINKELMANN Anna Nicole                        | GER    | <b>2:10,07</b> | 0,232      |             |
| 7.   | SPAIN<br>134 MARTINEZ MARTIN Laura<br>133 MADARIAGA HUEGUN Itsaso<br>138 SERRANO SANTOS Alba<br>136 MITJANS MUNOZ Marta | ESP    | <b>2:10,74</b> | 0,199      |             |
| 8.   | CROATIA<br>62 KOSCAK Jana<br>66 WILD Mia<br>64 PENEZIC Vita<br>61 KAPAC Klara   | CRO    | <b>2:11,97</b> | 0,232      |             |

CR - Championships record; CR18.5 (YC) - unsporting manner / improper conduct; SB - Seasons best

Legend: NM - no result, DNF - did not finish, DQ - disqualified, DNS - did not start, r - retired

